

# Arizona State 2002 NCAA Tournament Media Guide

## Arizona State University Quick Facts

Location ..... Tempe, Ariz.  
Enrollment ..... 45,693  
Founded ..... 1885  
Nickname ..... Sun Devils  
Colors ..... Maroon and Gold  
Conference ..... Pacific-10  
Normal Facility (Capacity) ..... Packard Stadium (5,000)  
2002 Home Field ..... Hohokam Park (12,623)  
President ..... Dr. Lattie F. Coor  
Director of Athletics ..... Gene Smith

## Baseball Staff

Head Coach ..... Pat Murphy  
Years at ASU/Record ..... Eight/304 -162-1  
Div. I Career Record ..... 622-278-2/14 seasons  
Overall Career Record ..... 677-333-4/17 seasons  
Assistant Coach ..... Jay Sferra (7th year)  
Assistant Coach ..... Mike Rooney (4th year)  
Baseball Operations ..... Chris Holick (2nd year)  
Baseball Administration ..... Graham Rossini (3rd year)  
Senior Manager ..... Steve Kirkman (4th year)  
Athletic Trainer ..... Kenny McCarty (5th year)  
Recruiting Assistant ..... Kevin Krahenbuhl (1st year)  
Strength Coach ..... Jim Mancuso  
Equipment Manager ..... John Bieber  
Baseball Office Number ..... (480) 965-3677

## 2002 Team Quick Facts

2002 Record ..... 35-19 (.648)  
    *Home Record* ..... 27-8  
    *Away Record* ..... 8-11  
2002 Pac-10 Record (Finish) ..... 15-9 (3rd)  
    *Home Record* ..... 8-4  
    *Away Record* ..... 7-5  
Record vs. Ranked Opponents ..... 8-8

## Arizona State Postseason History

NCAA Tournament Appearances ..... 25  
NCAA Tournament Record ..... 122-49 (.713)  
CWS Appearances ..... 18  
National Championships ..... 5 (1981, '77, '69, '67, '65)  
CWS Runner-Up Finishes ..... 5  
Last CWS Appearance ..... 1998 (2nd)  
College World Series Record ..... 55-30 (.647)  
Regional Titles ..... 12  
Last Time to Host Regional ..... 2000 (Packard Stadium)  
Last Regional Appearance ..... 2001 (@ CS Fullerton)

## Baseball History

First Year of Baseball ..... 1907 (7-2); 1959 (28-18)  
Overall All-Time Record ..... 2,261-1,113-6 (1907-P)  
Early Record ..... 333-338-5  
Modern Record ..... 1,928-775-1 (1959-P)  
Packard Stadium Record ..... 788-228-1 (1972-P)  
Best Record All-Time ..... 59-8 (1973)

## Media Relations Information

Assistant Director (Baseball Contact) ..... Jeff Evans  
Evans' E-Mail ..... jeff.evans@asu.edu  
Evans' Direct Line ..... (480) 965-6594  
Evans' Home Phone ..... (480) 736-8616  
Address ..... ICA Media Relations  
..... Tempe, AZ 85287-2505  
Media Relations Phone ..... (480) 965-6592  
Media Relations Fax ..... (480) 965-5408  
Hohokam Press Box Phone ..... (480) 615-1446  
ASU Athletic Website ..... www.TheSunDevils.com

## NCAA Arizona State Regional Friday-Sunday, May 31-June 2, 2002 Mesa, Arizona



## Regional Schedule

at Mesa, Ariz. (Hohokam Park)

### Friday, May 30

Game 1 - #1 Houston vs. #4 New Mexico State, 12 p.m.  
Game 2 - #2 Arizona State vs. #3 San Diego, 6 p.m.

### Saturday, June 1

Game 3 - Loser Game 1 vs. Loser Game 2, 10 a.m.  
Game 4 - Winner Game 1 vs. Winner Game 2, 2 p.m.  
Game 5 - Loser Game 4 vs. Winner Game 3, 6 p.m.

### Sunday, June 2

Game 6 - Game 4 winner vs. Game 5 winner, 1 p.m.  
Game 7 - Game 4 winner vs. Game 5 winner (if necessary), 5 p.m.

## Credits

The 2002 Arizona State University NCAA Tournament Media Guide was compiled, written and edited by Assistant Media Relations Director Jeff Evans to assist the news media in its coverage of the Sun Devils in the 2002 NCAA Tournament. It is intended as a supplement to the 2002 baseball media guide, copies of which can be obtained from Evans. All photographs taken by Scott Troyanos and Rick Scuteri during the 2001 and 2002 baseball seasons. Special thanks also to all of the media writers whose clips in this postseason media guide tell the various stories of several team members through features written in the 2002 season.

## 2002 Final Pac-10 Baseball Standings

	Pac-10	Overall
USC	17-7	34-22
Stanford	16-8	40-16
Arizona State	15-9	35-19
Washington	15-9	30-25-1
California	11-13	29-27
Oregon State	10-14	32-23
UCLA	9-15	26-35
Arizona	9-15	31-24
Washington State	6-18	21-33





**NCAA Division I Regional at Mesa, Ariz.**  
**Host: Arizona State University**  
**May 31-June 2, 2002**

**#1 Houston**  
(44-15)

**GAME 1**

Friday, May 31  
12 p.m. PDT

**#4 New Mexico State**  
(37-23)

**GAME 4**

Saturday, June 1  
2 p.m. PDT

**#2 Arizona State**  
(35-19)

**GAME 2**

Friday, May 31  
6 p.m. PDT

**#3 San Diego**  
(38-21)

**GAME 6**  
Sunday, June 2  
1 p.m. PDT

**Loser of Game 4**

**GAME 5**

Saturday, June 1  
6 p.m. PDT

**Loser of Game 1**

**GAME 3**

Saturday, June 1  
10 a.m. PDT

**Loser of Game 2**

**GAME 7**  
Sunday, June 2  
5 p.m. PDT

**Regional Champion**

vs.

*Texas*

*Regional Champion*

VENUE: Hohokam Park  
PRESS BOX: (480) 615-1446





# 2002 Sun Devil Baseball

ASU Media Relations  
(P) 480-965-6594  
(F) 480-965-5408  
Baseball Contact: Jeff Evans  
E-Mail: Jeff.Evans@asu.edu  
Website: www.TheSunDevils.com

2002 Record: 35-19, 15-9  
2002 Home Record: 27-8  
2002 Road Record: 8-11  
Final 2001 Record: 37-20-1  
ASU All-Time Record: 2,261-1,113-6  
Head Coach: Pat Murphy (304-162-1)

**Weekly Release #18 • May 31-June 2, 2002 • NCAA Division I Baseball Regional (Mesa, Ariz.)**

## 2002 Schedule and Results

(35-19, 15-9 Pac-10)

DATE	OPPONENT	RESULT/TIME
Jan. 31	Oregon State <sup>^</sup>	W, 13-5
Feb. 1	Southern Utah <sup>^</sup>	W, 12-0
Feb. 2	Oral Roberts <sup>^</sup>	W, 5-4
Feb. 3	Southern Utah <sup>^</sup>	W, 6-2
Feb. 8	Tennessee (#25) (R)	W, 7-4
Feb. 9	Tennessee (#25)	W, 8-1
Feb. 10	Tennessee (#25) (R)	W, 5-4
Feb. 15	at Florida State (#3)	L, 4-9
Feb. 16	at Florida State (#3) (TV)	L, 3-5
Feb. 17	at Florida State (#3)	L, 4-6
Feb. 22	CS Fullerton (#12) (R)	L, 2-3
Feb. 23	CS Fullerton (#12)	W, 9-4
Feb. 24	CS Fullerton (#12) (R)	L, 5-7
Mar. 1	Loyola Marymount	W, 15-2
Mar. 2	Loyola Marymount	W, 7-2
Mar. 3	Loyola Marymount	W, 10-5
Mar. 5	New Mexico State	W, 10-5
Mar. 8	UNLV#	W, 10-0
Mar. 9	St. John's#	W, 11-1
Mar. 10	Oklahoma State# (#12) (R)	W, 7-2
Mar. 12	at New Mexico State	L, 7-8
Mar. 15	Oklahoma (R)	L, 3-6
Mar. 16	Oklahoma	W, 6-4
Mar. 17	Oklahoma (R)	L, 5-7
Mar. 22	at Arizona* (R)	W, 9-7
Mar. 23	at Arizona* (Fox Sports) (R)	W, 10-6
Mar. 24	at Arizona* (R)	L, 1-10
Mar. 28	Washington* (R)	L, 11-14
Mar. 29	Washington* (R)	W, 8-3
Mar. 30	Washington* (R)	W, 13-6
Apr. 1	at UNLV	L, 7-11
Apr. 5	at Washington State* (R)	L, 4-7
Apr. 6	at Washington State* (R)	W, 13-7
Apr. 7	at Washington State* (R)(TV)	W, 22-4
Apr. 12	at UCLA* (R)	W, 4-3 (11)
Apr. 13	at UCLA* (R)	L, 2-10
Apr. 14	at UCLA* (R)	W, 15-2
Apr. 19	California* (R)	L, 5-9
Apr. 20	California* (R)	W, 4-3 (10)
Apr. 21	California* (R)	L, 3-9
Apr. 24	at Oklahoma	W, 7-5
Apr. 26	at Notre Dame (R)	L, 4-9
Apr. 27	at Notre Dame (R)	Rain Out
Apr. 30	New Mexico State (R)	W, 14-2
May 10	at Stanford* (#7) (R)	L, 3-5
May 11	at Stanford* (#7) (R)	W, 10-2
May 12	at Stanford* (#7) (R)	L, 1-3
May 14	Portland	W, 14-2
May 15	Portland	W, 16-7
May 17	USC* (#19) (R)	W, 3-1
May 18	USC* (#19) (R) (TV)	L, 5-9
May 19	USC* (#19) (R)	W, 17-8
May 24	Oregon State* (R)	W, 13-7
May 25	Oregon State* (R)	W, 9-8
May 26	Oregon State* (R)	W, 5-2
May 31	San Diego	6 p.m.
June 1	NCAA Regionals	TBA
June 2	NCAA Regionals	TBA

\* Pacific-10 Conference game

<sup>^</sup> Bill Kajikawa Baseball Classic

# Bob Schaefer Memorial Classic (Packard Stadium)

(R) denotes Radio broadcast on XTRA 910 AM

\*\*\*All game times are local to site and subject to change\*\*\*

## Sun Devils To Host Houston, San Diego and New Mexico State In NCAA Regional. ASU Hosts Second Regional In Last Three Years.

### What's On Tap:

For the second time in three years, the Arizona State baseball team will host an NCAA regional. Finishing the year 35-19 overall and third place in the Pac-10 at 15-9, the Sun Devils will host Houston, New Mexico State and San Diego to Hohokam Park this weekend for one of the 16 NCAA Division Baseball Regional Championships. ASU will take on San Diego at 6 p.m. Friday, while seventh-ranked Houston will battle New Mexico State in the 12 p.m. game. ASU last hosted a regional in 2000, getting knocked off by the Texas Longhorns in the regional final. The winner of the Arizona State Regional will play the winner of the regional hosted by the University of Texas.

### Arizona State in Postseason Play:

The Sun Devil baseball program has created a dynasty in college baseball that has been matched by few. With 18 appearances in the College World Series, ASU ranks fifth for the most trips to Omaha. Arizona State has now advanced to the NCAA Tournament in 26 of the program's 43 varsity seasons (dating back to 1959), amassing an incredible 122-49 (.730) record. ASU's five National Championships rank as the second most of any NCAA school. In addition to ASU's five national championships, the Sun Devils have also turned in five second-place teams and three third-place finishes. Arizona State is 13-8 in the NCAA Tournament under eighth-year head coach Pat Murphy. In addition to advancing three straight years, ASU has been left out of the tournament only once (1999) in the last six years and played for the national championship in 1998. ASU is a combined 42-5 vs. the schools in the Mesa regional.

### Not A Bad Way To Finish:

ASU had a great finish to the 2002 regular season, winning eight of its last 10 games to finish the year 16 games above .500 at 35-19. ASU started the 10-game stretch with a convincing 10-2 win at then eighth-ranked Stanford at Sunken Diamond. ASU then took two of three from Pac-10 champion USC and swept Oregon State to end the season. ASU tied for third place in the Pac-10 with Washington, posting a 15-9 record in league play. During the impressive 10-game stretch the Sun Devils hit .354 as a team (120x339) and out-scored their opponents 120-99. The pitchers also had a good run with a very respectable 4.66 team ERA.

### Quick Hits:

- Pat Murphy recorded wins No. 302, 303 and 304 in his ASU career this past weekend against Oregon State.
- The Sun Devils are 19-7 when not hitting a home run this year, while just 16-12 when at least one player connects for a homer.
- Dustin Pedroia has only three errors in the field in 205 total chances (.985 FLD %). He also has 23 multi-hit games.
- With his 5-for-5 performance vs. USC (5/19), Sergio Garcia raised his batting average 39 points from .321 to .360.
- Dustin Pedroia is the only Sun Devil to play and start in all 54 games this year. He has also started three positions.
- Jeremy West is hitting .514 (18x35) with six extra base hits and 18 RBI in his last 10 games.
- Senior catcher Cesar Castillo is hitting .292 (21x72) since taking over the starting catcher job and is hitting .272 overall.
- Of ASU's 426 runs scored this year, 220 (52%) have come with two outs. ASU also has 124 1-out runs and 82 0-out runs.
- ASU's 4.44 team ERA is second in the Pac-10 behind Stanford and currently the best in the Pat Murphy era.
- Through 54 games, ASU has four complete games. The Devils had only one all of last year (Jon Switzer).
- The Devils have scored in the first inning in 30 of their 54 games (56%). ASU is 24-6 when scoring in the first.
- The Sun Devils have used 42 different lineups this year, including a string of 34 different lineups in the last 38 games.
- ASU has scored in a NCAA record 429 consecutive games dating back to April 7, 1995. The old record was 349.
- In his 19 appearances out of the bullpen (34.0 IP), sophomore Ryan Schroyer has struck out 44 batters (1.32 ERA).
- ASU returned only 39.5% of hits, 38.7% of RBI, 38.6% of runs, 24.3% of pitching wins and 37.9% of K's from last year.
- ASU's sweep over Oregon State to end the year was the first in Pac-10 play this year for the Devils.
- The Devils were 11-13 this year against teams that make up the NCAA Tournament Field of 64.
- Relief pitcher Mark Sopko got ASU out of several jams in 2002, inheriting 34 runners, allowing only eight to score (24%).
- ASU is 18-1 when scoring 10 or more runs this year and have tallied double-digits in runs in five of the last 10 games.



### NCAA Regionals

May 31-June 2, 2002  
Hohokam Park • Mesa, Ariz.  
Arizona State Univ. Host



### Houston

Record: 44-15  
Conference USA



### Arizona State

Record: 35-19  
Pacific-10 Conference



### San Diego

Record: 38-21  
West Coast Conference



### New Mexico State

Record: 37-23  
Sun Belt Conference



ARIZONA STATE UNIVERSITY

# Sun Devil Baseball 2002

## 2002 National Polls

### Baseball America (5/27)

1.	Florida State	56-12
2.	Rice	47-11
3.	Texas	48-14
4.	South Carolina	48-14
5.	Clemson	47-14
6.	Alabama	48-13
7.	Houston	44-15
8.	Wake Forest	44-11
9.	Stanford	40-16
10.	LSU	40-19
11.	Florida	43-17
12.	Georgia Tech	46-14
13.	Nebraska	42-18
14.	Wichita State	46-14
15.	Cal State Northridge	40-15
16.	Notre Dame	44-15
17.	Southern California	34-22
18.	San Jose State	45-15
19.	North Carolina	40-19
20.	South Alabama	41-17
21.	Arizona State	35-19
22.	Long Beach State	37-19
23.	Central Florida	40-20
24.	Richmond	49-10
25.	Cal State Fullerton	36-20

### Baseball Weekly/ESPN (5/27)

1.	Florida State	56-12
2.	Rice	47-11
3.	Texas	48-14
4.	Clemson	47-14
5.	South Carolina	48-14
6.	Alabama	48-13
7.	Wake Forest	44-11-1
8.	Stanford	40-16
9.	Georgia Tech	46-14
10.	Florida	43-17
11.	Houston	44-15
12.	Wichita State	46-15
13.	Nebraska	42-18
14.	LSU	40-19
15.	Arizona State	35-19
16.	Notre Dame	44-15
17.	CS Northridge	40-15
18.	North Carolina	40-19
19.	USC	34-22
20.	San Jose State	45-15
21.	South Alabama	41-17
22.	East Carolina	41-18-1
23.	CS Fullerton	36-20
24.	Long Beach State	37-19
25.	Richmond	49-10

### Collegiate Baseball (5/27)

1.	Florida State	56-12
2.	Rice	47-11
3.	Texas	48-14
4.	Wake Forest	44-11-1
5.	South Carolina	48-14
6.	Alabama	48-13
7.	Clemson	47-14
8.	Houston	44-15
9.	Georgia Tech	46-14
10.	Stanford	40-16
11.	LSU	40-19
12.	Nebraska	42-18
13.	Wichita State	46-15
14.	North Carolina	40-19
15.	Florida	43-17
16.	CS Northridge	40-15
17.	Notre Dame	44-15
18.	USC	34-22
19.	Texas Tech	41-18
20.	South Alabama	41-17
21.	Arizona State	35-19
22.	San Jose State	45-15
23.	Richmond	49-10
24.	Long Beach State	37-19
25.	CS Fullerton	36-20

### More Quick Hits:

- Andre Ethier returned to the lineup last weekend with five hits. He is now leading the team in hitting at .377.
- Sophomore RHP Mike Esposito notched his third 10-plus strikeout performance of the year vs. NMSU (4/30).
- Esposito is 9-5 with a 3.47 ERA and is ranked third in the Pac-10 with 93 strikeouts in 96.0 innings pitched.
- Freshman Nick Cadena has five home runs and is hitting .333 (16x48) with five home runs and 19 RBI in his last 12 games.
- The Devils hit .315 in the 24 Pac-10 games and .308 in Non-conference play. Ethier leads the team with a .431 average in Pac-10 play.
- ASU's 35 home runs is already four more than the entire total from last year. West leads the team with 13 home runs.
- The Sun Devils have given up 19 home runs in the last 19 games after allowing only 15 in the first 35 games of 2002.
- West's eight RBI vs. Portland (5/15) were the most by a Sun Devil since 1999 and second most in the ASU record books.
- Bryce Kartler made his first career start at DH vs. Portland (5/15) and went 2-for-3 with a double and two RBI.
- ASU is 8-8 against ranked opponents this year and played 25 of their 54 games against teams appearing in the polls.
- ASU has already had five players earn Pac-10 Player of the Week honors and two players earn National Pitcher of the Week.
- Cesar Castillo has started 22 of the last 25 games at catcher, adding to his two previous career starts.
- Ryan Schroyer leads the Pac-10 with a 2.35 ERA. He is 4-1 overall with three wins and four saves in his last nine appearances.
- Rod Allen and Jeremy West both passed the 100-career RBI mark last weekend vs. Oregon State.
- Jered Liebeck struck out a career-high eight batters in a career-long seven-inning outing against USC (5/17).
- ASU is 27-8 in home games this year and 24-8 at Hohokam Park. The Devils are hitting .327 at home and pitching for a 3.78 ERA.
- Redshirt freshman walk-on Garrett Schoenberger recorded his first hit as a Sun Devil with a single vs. Portland (5/14).
- Steve Garrabrants is hitting .346 overall and leads the Pac-10 with seven triples and is ranked 4th with 15 stolen bases.

### Postseason Summary:

NCAA Appearances	26	Record in District 7	12-1
All-Time NCAA Record	122-49	CWS Appearances	18
Regional Appearances	19	CWS Titles	5
Regional Titles	12	CWS Runners-up	5
Record in Regionals	55-18	CWS Third-Place Finishes	4
District 7 Appearances	6	Record at CWS	55-30 (.647)
District 7 Titles	6		

### NCAA Tournament Breakdown

NCAA Titles By School	College World Series Wins	NCAA Tournament Wins
1. USC ..... 12	1. USC ..... 74	1. Texas ..... 166
2. <b>Arizona State</b> ..... 5	2. Texas ..... 64	2. USC ..... 164
3. Texas ..... 4	3. <b>Arizona State</b> ..... 55	3. Miami ..... 137
LSU ..... 4	4. Miami ..... 43	4. Florida State ..... 131
Miami ..... 4	5. Oklahoma State ..... 38	5. Oklahoma State ..... 123
		6. <b>Arizona State</b> ..... 125
CWS Appearances	NCAA Tournament Appearances	
1. Texas ..... 28	1. Texas ..... 46	
2. USC ..... 21	2. Florida State ..... 40	
3. Oklahoma State ..... 19	3. USC ..... 35	
Miami ..... 19	4. Oklahoma State ..... 32	
5. <b>Arizona State</b> ..... 18	5. Miami (Fla.) ..... 31	
	9. <b>Arizona State</b> ..... 26	



## ARIZONA STATE BASEBALL PROBABLE STARTING LINEUP

### Arizona State Sun Devils in NCAA Tournament

Bating Order	No.	Name (B/T)	Pos	Ht	Wt	Yr	Notes/Key Stats
1	9	Steve Garrabrants (R/R)	CF	5-10	173	So.	Leads Pac-10 with seven triples. Hitting .346 overall.
2	2	Dustin Pedroia (R/R)	SS	5-8	157	Fr.	Only three errors in 205 total chances (.985 FLD %)
3	11	Jeff Larish (L/R)	DH/3B	6-1	170	Fr.	.339 hitter overall with 11 multi-hit games.
4	8	Jeremy West (R/R)	1B	6-0	200	So.	Leads team with 13 HR and 35 extra base hits.
5	14	Andre Ethier (L/L)	RF	6-3	175	So.	Was 5x7 in return from broken thumb. Hitting .377.
6	10	Rod Allen (R/R)	LF	6-2	193	So.	47 RBI in 52 games. Surpassed 100 career RBI vs. OSU.
7	16	Nick Cadena (R/R)	DH	6-1	190	Fr.	Hitting .333 with five HR and 19 RBI in last 12 games.
or	27	Bryce Kartler (L/L)	OF/DH	6-1	215	Jr.	Only four career starts and is hitting .267 with four 2B.
8	3	Sergio Garcia (R/R)	2B	5-10	175	Sr.	Hitting .351 and .692(9x13) in last three Sunday's.
9	62	Cesar Castillo (R/R)	C	5-10	180	Sr.	Hitting .292 since becoming starting catcher and .272 overall.
inj	17	Ryan McKenna (L/R)	CF	5-10	175	So.	Hitting .265 with three doubles and 15 RBI.

### Probable Starting Rotation:

Day	No.	Name	Pos	Ht	Wt	Yr	Notes/Key Stats
---	47	Jered Liebeck	RHP	6-0	188	Jr.	2-1 overall with 5.14 ERA. 2-0 in last three starts.
---	50	Robbie McClellan	RHP	5-10	160	Jr.	5-3 as a starter. 89 K's in 93.2 innings.
---	23	Mike Esposito	RHP	6-0	195	So.	9-5, 3.47 ERA. Third in Pac-10 with 93 K's.
Rel	12	Ryan Schroyer	RHP	6-1	205	So.	3-0, 7 saves and 44 K's in 34.0 IP as reliever.
Rel	48	Carlos Arguello	LHP	5-9	142	Jr.	Crafty lefty who is 3-1 with 2.45 ERA.

\*Rotation/Starting Lineup Subject to Change



# Sun Devil Baseball 2002

## Media Exposure:

All of ASU's NCAA Tournament games will be broadcast over the radio in the Phoenix area on XTRA 910 AM with Tim Healey and Bob Eger calling all the action from the Hohokam Park press box. The game can also be heard world-wide via the internet at [www.TheSunDevils.com](http://www.TheSunDevils.com). The LiveStats feature will also be in effect for the postseason, with fans able to access the updated play-by-play at [www.TheSunDevils.com](http://www.TheSunDevils.com). All official tournament information can be viewed on [www.NCAACHampionships.com](http://www.NCAACHampionships.com) and an official regional website will be available on ASU's site. None of the regional games are scheduled to air on TV this weekend. The Devils are 19-14 this year during radio broadcasts and 2-2 on television.

## The Houston Cougars:

Selected as the No. 1 seed for the regional, the Houston Cougars bring a very impressive 44-15 record into the postseason. Houston won the Conference USA regular season title and advanced to the championship of the conference tournament only to lose to East Carolina 4-0. Ranked No. 7 in the nation by Baseball America, the Cougars are led by catcher Chris Snyder (.349, 14 HR, 68 RBI) and a strong pitching staff that bolsters a very impressive 3.07 team ERA. Snyder played on Team USA last summer where he played with ASU's Mike Esposito. All-American Brad Sullivan leads the pitching staff with a 11-1 record and a 2.08 ERA. He has 142 strikeouts in 112.1 innings and is holding opposing hitters to a .170 batting average. Junior relief pitcher Jesse Crain has a 0.00 ERA while pitching in 23 games and 32.1 innings. Arizona State and Houston have met six prior times, with the Sun Devils going 5-1.

## The New Mexico State Aggies:

A familiar opponent of ASU, the New Mexico State Aggies are making their first ever appearance in the NCAA Tournament. Winners of the Sun Belt Conference Tournament after shocking South Alabama 20-9 in the championship game, the Aggies bring a 37-23 overall record into postseason play. An offensive powerhouse under head coach Gary Ward, the Aggies are hitting .323 as a team with 95 home runs. Senior Ryan Kenning is among the NCAA leaders in home runs with 24 and set the single-season NMSU record this year with 96 RBI. Gabe Veloz leads the Aggies with a .412 batting average (93x226) and also has 15 home runs and 91 RBI. The pitching staff has a combined 6.77 ERA, led by the 8-1 record of Jason Williams. Arizona State went 2-1 against NMSU this year, winning 10-5 and 14-2 at Hohokam Park, and losing in the ninth inning 8-7 at Presley Askew Field in Las Cruces. The Devils lead the all-time series 25-2.

## The San Diego Toreros:

The Torero's advanced to the NCAA Tournament after beating Pepperdine in the West Coast Conference Championship held last weekend at Pepperdine. San Diego has a 37-23 record heading into the regional after going 19-13 in their division of the West Coast Conference. Hitting .316 as a team, sophomore infielder David Bagley leads the team with a .401 batting average and 13 home runs in 47 games played. The pitching staff has combined for a respectable 4.85 ERA with opposing hitters batting .289. Junior left-hander Ricky Barrett shores up the pitching staff with a 10-1 record and a 3.38 ERA. He has struck out 97 batters in 114.1 innings. The Devils are a combined 12-2 all-time against San Diego.

## The Last Time They Hosted:

The Devils last hosted an NCAA Regional in 2000 when they were one of the national No. 1 seeds. ASU cruised in the opener, beating Miami (OH) 15-7 and then defeated Texas 3-1. The Longhorns battled back through the loser's bracket and eventually beat ASU twice on the final day to advance to the Super Regionals and eventually the 2000 College World Series. Prior to the 2000 season, ASU last hosted in 1993, 1990, 1988 and 1987.

## Consecutive Games Scoring Streak Reaches 429:

The Arizona State baseball program has scored in 429 consecutive games dating back to the 1995 season and has not endured a shutout in seven years and 55 days heading into this weekend's NCAA Regional. The Devils made history on April 7, 2001 when they scored at least one run in their 350th consecutive game. The Devils broke the 12-year-old NCAA record in a 5-1 loss to USC exactly six years to the day when they were last shut out. ASU was shut out 9-0 in that game on April 7, 1995 at Dedeaux Field. The one run scored in the 3-1 loss to Stanford (4/12) marked only the 13th time during the streak that ASU has scored only one run. The streak continues at 426 consecutive games with ASU scoring in each of the 54 games this year. The Devils have extended the streak early in a majority of its games, with a run in the first inning 28 times in 2002. ASU was neck-in-neck for the record with Wichita State, which had not been shutout in 332 games, but had its streak ended with a 1-0 loss to Louisiana-Lafayette in the middle of the 2001 season. Coastal Carolina previously held the NCAA record at 349 games set from 1983-1989. ASU also had a stretch of 278 games without being shut out from 1990 to 1994, meaning the program has only been shutout in three games dating back to the 1990 season. ASU celebrated its 7th anniversary of the streak with a 22-4 win over WSU on Apr. 7, 2002. ASU is a combined 272-150-1 during the streak.

## Schroyer + Bullpen = Dominating:

Arizona State sophomore pitcher Ryan Schroyer opened his 2002 season in style by being named the National Collegiate Baseball Writers Association and *Collegiate Baseball* National Pitcher of the Week after his 11-strikeout performance against Southern Utah on Feb. 1. After three more starts, Schroyer moved into the closer role where he has recorded an amazing 44 strikeouts in 34.0 innings of work as a reliever. For the season he is 4-1 with seven saves and a Pac-10 best 2.35 ERA. Overall he has struck out 69 batters in 53.2 innings of work. The All-American nominee would rank in the top 15 in the NCAA with 11.6 strikeouts per nine innings and would be in the top 30 in ERA (2.35) if he had one-third more of an inning pitched to qualify. In 34.0 total bullpen innings, Schroyer is 3-0 with seven saves and a nearly impeccable 1.32 ERA. He has allowed only five earned runs and 22 hits over that span. Schroyer has picked three wins and four saves in his last nine outings. He picked up his last save with 3.1 strong innings in ASU's 5-2 sweep-clinching victory over Oregon State.

## ASU HEAD COACH

### Pat Murphy



Since inheriting the Sun Devil program in August of 1994, Arizona State Baseball Head Coach Pat Murphy has carefully nurtured the tradition of excellence in Tempe, at the same time establishing himself as one of the top collegiate head coaches in the nation. He has guided Arizona State to top-12 national rankings in three of the past five years, including an appearance in the 1998 College World Series national championship game. Murphy is 304-162-1 in his eight seasons in Tempe and posts an all-time 22-16 record in NCAA Tournament action. With a career 677-333-4 record in 17 seasons as a head coach, Murphy is the winningest active baseball coach under the age of 43 at any collegiate level. He also became the youngest collegiate coach to reach 500 career victories (with 75 percent of the wins at the Division I level) on March 22, 1998, with a 7-6 victory over California. Murphy recently recorded his 600th career Division I victory.

## Month by Month at ASU:

January .....	31-3
February .....	75-32
March .....	76-54-1
April .....	77-46
May .....	44-27
June .....	1-1

## Pat Murphy at ASU

Record at ASU .....	304-162-1
Pac-10 .....	119-96
Non-Conference .....	185-66-1
NCAA Tournament .....	13-8

Opening Day Record .....	7-1
Earliest Start .....	Jan. 15, 1999 (Utah)
Latest Start .....	Feb. 2, 1996 (LMU)

## Pat Murphy Year-by-Year

**Career Record:** 677-333-4 (.672)/18th season  
**Division I Record:** 622-278-2 (.694)  
**Arizona State Record:** 304-162-1 (.655)/8th season

Year	School	Overall
2002	Arizona State	35-19
2001	Arizona State	37-20-1
2000	Arizona State	44-15
1999	Arizona State	39-21
1998	Arizona State	41-23
1997	Arizona State	39-22
1996	Arizona State	35-21
1995	Arizona State	34-21
1994	Notre Dame	46-16
1993	Notre Dame	46-16
1992	Notre Dame	48-15
1991	Notre Dame	45-16
1990	Notre Dame	46-12
1989	Notre Dame	48-19-1
1988	Notre Dame	39-22
1987	Claremont-Mudd Scripps	21-18-1
1986	Claremont-Mudd Scripps	24-16
1983	Maryville (Tenn.)	10-21-1





# Sun Devil Baseball 2002

## Team Statistical Comparison

Category	ASU	SD	UH	NMSU
Games	54	59	59	60
Average	.311	.316	.309	.323
Runs	426	451	387	581
Hits	576	675	626	692
2B	111	126	87	152
3B	25	19	8	18
HR	35	41	54	95
SB	80	64	88	59
ERA	4.44	4.85	3.07	6.77
SO	454	391	509	403
BB	230	223	186	246

## Devils in the Polls...

	BA	BW	CB
PS	18	17	20
2/4	NP	NP	20
2/11	13	5	13
2/18	16	8	15
2/25	21	15	18
3/4	21	15	18
3/11	17	11	15
3/18	23	15	20
3/25	20	15	19
4/1	19	14	20
4/8	23	16	22
4/15	23	14	22
4/22	NR	17	30
4/29	NR	19	NR
5/6	NR	19	NR
5/13	NR	20	NR
5/20	24	17	24
5/27	21	15	21

## 2002 ASU Opponent Predictions

Opponent	CB/BA Place	Conf.
Oral Roberts	1st/1st	Mid-Con
Southern Utah	3rd/3rd	Mid-Con
Tennessee	3rd/3rd	SEC East
CS Fullerton	1 st/1st	Big West
LMU	2nd/2nd	West Coast (W)
NMSU	6th/5th	Sun Belt
UNLV	5th/3rd	Mtn. West
Okla. State	1st/4th	Big 12
Oklahoma	7th/7th	Big 12
Notre Dame	1st/1st	Big East
Portland	4th/4th	West Coast (W)

## 2002 Bill Kajikawa Baseball Classic

The inaugural Bill Kajikawa Baseball Classic was held Jan. 31-Feb. 3 at Hohokam Stadium in Mesa, Ariz., with ASU, Southern Utah, Oral Roberts and Oregon State. Here is a brief tournament recap with scores of all the games:

Jan. 31	Oral Roberts 9, SUU 1
Jan. 31	ASU 13, Oregon State 5
Feb. 1	Oregon State 10, ORU 9
Feb. 1	ASU 12, SUU 0
Feb. 2	Oregon State 7, SUU 1
Feb. 2	ASU 5, Oral Roberts 4
Feb. 3	ASU 6, SUU 2



## A Clean Sweep of the Beavers:

The Sun Devils earned their third series sweep of the year and the first in Pac-10 play by taking all three games from Oregon State to end the 2002 regular season. The Devils opened with a 13-7 victory, then took an exciting 9-8 game Saturday by scoring three runs in the bottom of the ninth inning. ASU took the brooms out of the closet to earn their first series sweep since beating Loyola Marymount three straight in early March. Continuing a trend that has seen ASU score 93 runs and hit .354 over the last 10 games, ASU beat the Beavers with a potent combination of clutch hitting and solid relief pitching. The team combined for a .359 batting average and out-scored OSU 27-17. Andre Ethier was 5-for-7 with four RBI in his first two games back from a broken thumb. The pitching staff was led by the two wins from junior reliever Bryce Kartler and the four and a third shutout innings from closer Ryan Schroyer.

## Devils Take Two of Three From Pac-10 Leading USC:

The Sun Devils picked up an impressive 2-1 series victory over Pac-10 Champion USC May 17-19 at Hohokam Park. ASU opened with a 3-1 win behind a Jered Liebeck pitching gem, lost Saturday's game 9-5, then rebounded with its best offensive performance in Pac-10 play this year in a 17-8 victory. Senior infielder Sergio Garcia hit .583 (7x12) in the series, including a 5-for-5 performance Sunday. The Sun Devils out-scored the Trojans 25-18 in the series and hit .340 in the series.

## An Impressive Last 10 Games:

There is no better way to end the regular season then riding a hot streak. Well, the Sun Devils did just that, winning eight of their last 10 games to finish the year 35-19, 16 games above the .500 mark. In those 10 games, the Sun Devils hit a robust .354 with 93 runs scored (9.3 per game). The pitching staff also had a good stretch, maintaining a 4.66 team ERA, while striking out 78 batters in 87.0 innings pitched. Sophomore first baseman is ASU's hottest hitter, going 18-for-35 during that stretch with 18 RBI, 14 runs scored and two of his team-leading 13 home runs. Jered Liebeck, Carlos Arguello, Bryce Kartler and Mike Esposito each have two wins on the mound.

## Sun Devils Dominate 2002 All-Pac-10 Team:

Arizona State baseball players Jeremy West, Andre Ethier and Dustin Pedroia were all named to the All-Pacific-10 Conference First Team and nine other Sun Devils earned honorable mention distinction when the 2002 Pac-10 Baseball awards were announced. In addition to West, Ethier and Pedroia being named to the first team, senior catcher Cesar Castillo (Yuma), sophomore pitcher Mike Esposito (Las Vegas), senior infielder Sergio Garcia (Paramount, Calif.), sophomore utility player Steve Garrabrants (Phoenix), freshman third baseman Jeff Larish (Tempe), junior pitcher Jered Liebeck (Glendale), junior pitcher Robbie McClellan (Liberal, Kan.), sophomore relief pitcher Ryan Schroyer (Casa Grande) and senior outfielder Jon Sheaffer (Mesa) all earned honorable mention awards. Garcia has now earned honorable mention in back-to-back years from the Big 12 at Oklahoma last year and from the Pac-10 this year.

## Pedroia and Schroyer Selected For Team USA:

Arizona State players Ryan Schroyer and Dustin Pedroia were selected for the 2002 Team USA National team trials to be held at Hi-Corbett Field in Tucson in June. Pedroia has started a three different infield positions this year and made only three errors in 205 total chances (.985 FLD %). He is also having a great rookie campaign at the plate with a .333 overall batting average and hit at a .381 clip in Pac-10 play. Schroyer leads the team with seven saves and has a nearly impeccable 1.32 ERA and 44 strikeouts in 34.0 innings as a relief pitcher. ASU has had at least one player represented on Team USA in three of the past four years. Schroyer was a member of the 2000 Team USA Junior National Team.

## Standing Tall On The Mound:

The Devils have had great success this year much in part to the great effort of the pitching staff. The 4.44 team ERA is currently the lowest during the Pat Murphy era (4.56 in 2001) and is second in the Pac-10 behind Stanford. Mike Esposito leads the team with nine saves, while Ryan Schroyer's seven saves are ranked in the top five in the conference. The starting pitchers have been solid with a combined 4.37 ERA, striking out 263 batters and walking only 135. The relief corps has a 4.54 ERA and is 14-7 on the year with 11 saves. Opposing batters are hitting only .259 off ASU pitchers, a mark that led the Pac-10. ASU was 24-10 in the regular season when the starter lasted five or more innings.

## Suspended Players:

Heading into postseason play, seniors Jon Sheaffer (CF) and Doug Schutt (CF), and junior third baseman Dennis Wyrick have been indefinitely suspended from the team for breaking team rules on a recent road trip to South Bend, Ind. The trio of players were suspended prior to the New Mexico State game (4/30) and it is not known if they will return this year. Sheaffer was ASU's leading hitter at .364 and started 31 games. Wyrick was hitting .315 in 25 games this year and was a career .371 hitter in Pac-10 play. Schutt was a reserve outfielder who had 12 hits in 30 games (14 starts).

## Devils Prove To Be Clutch With Two Outs:

In the 15-2 win over UCLA (4/14), Arizona State scored 12 of its 15 runs with two outs, a trend that has been with the Devils all year. ASU also had a big night with two outs in a 16-7 win over Portland (5/13), scoring 12 of the 16 runs with two outs. Looking back at all 54 games this year, ASU has maintained the two-out phenomenon, scoring over half of their runs with two outs. The Sun Devils have tabbed 82 runs with no outs, 124 with one out and a remarkable 220 of 426 total runs with two outs (52%). As a team the Sun Devils are hitting .313 (188x600) with two outs and have recorded 154 total two-out RBI.



# Sun Devil Baseball 2002

## West Continues Season Trend By Being Named Pac-10 Player of the Week:

Jeremy West became the fourth and fifth selections for an ASU player to be named Pac-10 Player of the Week honor this year. West, a native of Las Vegas, helped lead ASU to a 4-1 record over USC and Portland two weeks ago while hitting .562 (9x16) with 11 RBI in four games vs. Portland and USC. The Player of the Week honor was the second for West this year and he became only one of two Pac-10 players this year (Conor Jackson - Cal) to earn the honor twice. It is the 66th selection all-time for Arizona State. ASU has now had three Pac-10 Player of the Week awards this year in addition to two Pac-10 Pitcher of the Week awards. Andre Ethier has also been named the Pac-10 Player of the Week this year (Mar. 26), while Mike Esposito (Apr. 1) and Robbie McClellan (Mar. 12) have been named Pac-10 Pitcher's of the Week.

## Hail Cesar:

The Sun Devils have been through four catchers this year, but seems as if they have found their match in former walk-on Cesar Castillo. The senior backstop from Yuma, Ariz., has started 22 of the last 25 games and now has a total of 24 career starts under his belt. While hitting .272 (22x81) on the year with eight doubles and 17 RBI, Castillo has been exceptionally hot as of late. He is hitting .292 (21x72) since taking over the starting catcher role. He recently notched his fifth multi-hit game of the year vs. Portland (5/14), going 2-for-2 with two doubles and tying a career-high with three RBI. He has also been very solid behind the plate, throwing out 31% of would-be base stealers (12-of-39). Sunday's game against Oregon State could have almost been titled "Cesar Castillo Day", as he was the only senior on the team with more than one year spent in the program. He responded by hitting his first career triple.

## 42 Flavors:

Looking to find the perfect starting lineup as the Sun Devils play their final six regular season games, head coach Pat Murphy has used a different starting lineup in 34 of the last 38 games and 42 different lineup combinations during the 2002 season. Mixing and matching with a number of players earning starts, only four starting batting orders have remained the same since back-to-back games vs. Loyola Marymount (3/3) and New Mexico State (3/5). ASU has also mixed and matched for 31 different starting lineups by position.

## A Team Effort

With the three suspensions and injury/dismissal of freshman pitcher Miguel Sanchez, several Sun Devils have been forced into playing time in a year that would have otherwise been a learning experience from the bench. Of the 33 players that were on the roster when the 2002 season began, 28 players have played a significant role on the team. Four of the remaining players are using their redshirt season (Matt Leaf, Bret Berglund, Josh Smith, Mike Guerrero) and walk-on catcher Garrett Schoenberger has made two Pac-10 road trips as a backup catcher.

## The Streak Stops at Eight:

The Sun Devils had their impressive streak of eight straight Pac-10 series wins come to an end with the 2-1 series loss vs. Cal. Starting in Apr. 12-14, 2001 with a 2-1 series win over Washington State, the Devils had not lost since with series wins against Arizona (2-1), Washington (3-0), UCLA (2-1), at Arizona (2-1), Washington (2-1), at Washington State (2-1) and at UCLA (2-1).

## Where They Compare To Past Years:

After 54 games, the Sun Devils are currently 16 games over .500 at 35-19 overall heading into postseason play. The Sun Devils were a nearly identical 35-18-1 last year at this same point in the season. Here is a look at how the Devils have fared after their 54th, 55th, 56th, 57th, 58th, 59th and 60th games possibly coming up this weekend) since Pat Murphy took over the program in 1995.

Games	1995	1996	1997	1998	1999	2000	2001	2002
54	34-20	33-21	34-20	33-21	36-18	41-13	35-18-1	35-19
55	34-21	34-21	35-20	34-21	36-19	42-13	36-18-1	?
56	----	35-21	36-20	35-21	37-19	43-13	37-18-1	?
57	----	----	37-20	35-22	38-19	44-13	37-19-1	?
58	----	----	38-20	36-22	38-20	44-14	37-20-1	?
59	----	----	39-20	37-22	39-20	44-15	----	?
60	----	----	39-21	38-22	39-21	----	----	?

## Pat Murphy Hits No. 300 And Keeps on Going:

With a convincing 10-0 win over UNLV in seven innings March 8, Sun Devil Head Coach Pat Murphy reached the 600 plateau for Division I victories in his 15 years of coaching at the top level of collegiate baseball. Murphy has now fashioned a career 677-333-4 record in the 1,014 career games of his 18 seasons as a head coach, with 55 of those wins coming at Maryville (Tenn.) College and Claremont-Mudd Scripps. In his 15 years at the D1 level, Murphy has averaged nearly 40 wins per year and with the sweep of Oregon State las weekend, is now 304-162-1 in his eight-year ASU career. He recently coached in his 1,000th career game April 21, 2002 in the series finale against Cal. Murphy has a career 22-16 (.579) record in postseason play. The Devils have advanced to the NCAA Tournament in five of the last six years under Murphy.

## Inside the Numbers

- 2** ASU has hosted an NCAA Regional in the last three years.
- 5** National Championships won by the Sun Devils.
- 8** Preseason Top 25 Teams ASU played in 2002.
- 9** The number Pat Murphy has worn on his back his whole coaching career until this season when he turned it in for #7 to give #9 to Steve Garabrants.
- 16** Players on the 2002 squad that have been drafted.
- 18** Times the Sun Devils have participated in the College World Series.
- 56** Consecutive weeks ranked in at least one of the national polls, dating back to 2000, 20 of which have been spent in the top 10.
- 75** Number of former Sun Devils who have played in the Major Leagues.
- 304** Number of Wins Coach Murphy has in his Arizona State career.
- 429** Number of consecutive games the Devils have scored at least one run, surpassing the old NCAA record of 349.
- 1,143** Number of combined home runs hit in the MLB careers of former Sun Devil players Barry Bonds and Reggie Jackson.
- 1,928** Number of wins in Arizona State varsity baseball history since 1959.
- 2,261** Total number of wins in Arizona State baseball history since 1907.

## 2002 Pac-10/National Awards

### Preseason All-Americans

Rod Allen (Collegiate Baseball - 1st team)  
Mike Esposito (Baseball America - 3rd team)

### Collegiate Baseball National Pitcher of the Week:

2/5 Ryan Schroyer (12 K's vs. So. Utah)  
4/1 Mike Esposito (17 K's vs. Washington)

### Pac-10 Player of the Week (3):

3/26 Andre Ethier  
4/8 Jeremy West  
5/20 Jeremy West

### Pac-10 Pitcher of the Week (2):

3/12 Robbie McClellan  
4/1 Mike Esposito

### Baseball America Midseason All-Americans (2):

Andre Ethier  
Jeremy West



# Sun Devil Baseball 2002

## The Wild, Wild West:

Sophomore Jeremy West heads into postseason play with a career-long nine-game hitting streak. He is hitting .514 (18x35) with 18 RBI, three doubles, a triple and two home runs during that stretch of games. For the season the *Baseball America* Midseason All-American is batting .368 (71x193) while leading the team in several offensive categories, including runs scored (54), doubles (18), home runs (13), RBI (67), slugging percentage (.705) and extra base hits (35). He has recorded a hit in 39 of 52 games this year and at least one RBI in 30 of those games. He also leads the team with 25 multi-hit games and 16 multi-RBI contests. He also passed the 100-RBI mark for his career, becoming only the 10th Sun Devil to record 100 or more RBI after his freshman and sophomore years. West recently put his name into the ASU record books with his eight-RBI game against Portland (5/15). The eight RBI, which included a grand slam home run, are the second most in single-game school history and the most by an ASU player since Andrew Beinbrink (the ASU career RBI leader) had eight in a game vs. Boston College in 1999. West currently has a six-game hitting streak in which he is batting .565 (13x23) with 14 RBI, 10 runs scored and five extra base hits. Below is a look at how West's 18 career home runs stack up in ASU history for players in their freshman and sophomore years.

## Most Home Runs By a Sun Devil in Freshman-Sophomore Years:

	Player	Fr.	So.	Total	Career (ASU Rank)
1.	Bob Horner	9	22	31	56 (1st)
	Mike Kelly	10	21	31	46 (2nd)
3.	Jim Austin	7	17	24	39 (6th)
4.	Barry Bonds	11	11	22	45 (3rd)
5.	<b>Jeremy West</b>	<b>6</b>	<b>13*</b>	<b>19</b>	<b>19</b>
6.	Antone Williamson	4	14	18	33
7.	Dan Rumsey	5	12	17	44 (4th)
8.	Andrew Beinbrink	9	5	14	40 (5th)
	Casey Myers	8	6	14	39 (6th)

\* thru 54 games of 2002 season.

## Three-Position Pedroia:

Freshman Dustin Pedroia (Woodland, Calif.) has been impressive in the field and at the plate in his rookie campaign. Hitting .333 overall on the season and .381 in Pac-10 play, the Freshman All-America candidate has been one of ASU's most potent offensive weapons this year. He has started 30 of the last 32 games at shortstop (his third position started at this year) and has played nearly flawless defense this year with only three errors in 205 total chances (.985 FLD %). He has managed at least one hit in 42 of his 54 games played and is the only Devil to start every game this year. He also has one home run, is fifth on the team with 16 extra base hits and has recorded 23 multi-hit games. He has also been invited to the 2002 Team USA National Baseball Trials. He is currently second in ASU freshman history with 72 hits (leader has 81) and is tied with Bob Horner (1976) in second with 49 runs scored.

## Sun Devil Baseball Successful in May:

With a 8-3 record in the month of May, the Sun Devil baseball program now has an all-time 297-129 (.697) record in the month dating back to the 1959 season when varsity baseball started. ASU was 7-5 last year in May, including a 1-2 record in the NCAA Regional in Fullerton, Calif. ASU is now 27-13 in the month of May over the last three years. ASU head coach Pat Murphy is a combined 44-27 in the month of May in his eight years in Tempe. Looking ahead to June, the Devils have an all-time 63-31 record.

## Devils Finally Hit The Grand Slam (Home Run Update):

The Sun Devils endured a home run drought that put the team through a stretch of seven games without a home run (UCLA/Cal). Freshman Nick Cadena ended that run with two home runs vs. New Mexico State (4/30). While ASU equaled its entire home run total from 2001 with Sergio Garcia's home run vs. Stanford (the 31st of the year for ASU), the Devils had not hit a grand slam. Sophomore Jeremy West ended the streak by hitting a grand slam in the sixth inning of ASU's 48th game of the year. The squad now has 18 solo home runs, six two-run homers and 10 three-run home runs. Ranked last in the Pac-10 in round trippers, ASU has a better winning percentage when not hitting a home run. In fact, the Devils are 19-7 when not hitting a home run, while 16-12 when the team hits at least one home run. Jeremy West leads the team and is 6th in the Pac-10 with 13 home runs. Cadena, who is second on the team with six homers, also leads the Devils with two multi-homer games.

## Why Not #9 Murphy:

Most who are close to the ASU Baseball program know what the No. 9 means to head coach Pat Murphy. Often his slogan to "Play all 9 Innings", Murphy and No. 9 are synonymous with each other... until this year. In a preseason meeting with team, Murphy gave a speech on how you have to be able to give up anything for the team. In this case, he even offered up his prize No. 9, knowing no one would take it. That is, until ASU's sophomore Steve Garrabrants raised his hand and said, I'll take it, and with that, the leader of the Devils is willing to give up *anything* for the team and will wear No. 7 this year.

## Cadena Gets Hot Just In Time:

Freshman Nick Cadena was hitting just .097 after going 0-for-2 at Notre Dame (4/26), but has since caught fire after being inserted into the starting lineup for the injured Andre Ethier. The former high school All-American from Apollo High School, Cadena has made the switch from infielder to the outfield and has started the last 12 games in right field and designated hitter. Over that stretch of games Cadena is hitting .333 (16x48) with five home runs and 19 RBI. Cadena is now hitting .241 overall with six home runs and 26 RBI. His six home runs are tied for the fifth most by a freshman in ASU school history, with Jeremy West and Rod Allen also belting six in 2001.

## Just Like The Golfer, This Sergio Garcia is on a Roll:

Senior infielder Sergio Garcia has a familiar name, but this Sergio Garcia is not a golfer. Garcia, a solid infielder who can play shortstop, second base or third base, transferred in the off-season from Oklahoma where he hit .311 for the Sooners last year and was an honorable mention All-Big 12 selection. Garcia has started 28 games this year for the Sun Devils and has provided veteran leadership to an otherwise young ASU team. He has started 21 games at second base and seven games at shortstop this year. He had a career-best game vs. USC (5/19) in which he went 5-for-5 with three RBI in ASU's 17-8 win over the Trojans. With the five hits, he became the first Sun Devils since Brooks Conrad in 2000 to record five hits in a game. Further more, the five hits improved his batting average 39 points from .321 to .360 in just one game. He is fourth best on the team at .351 heading into postseason play. Garcia has also lived up to his golf surname, going 9-for-13 (.692) with four RBI in his last three Sunday's as if it were the final round of a major golf tournament. His 15 stolen base are tied for fourth in the Pac-10 with teammate Steve Garrabrants.

## Liebeck Lights Them Up:

Junior right-handed pitcher Jered Liebeck has been a nice surprise for the Devils down the stretch. Little used in the first three months of the season as a reliever, Liebeck has come on strong as of late to assume the role as the team's Friday night starter. Liebeck had a strong showing vs. No. 7 Stanford, giving up three runs to record the no-decision while matching up against All-American Jeremy Guthrie. He then took to the mound in the first game against Pac-10 leader USC and gave the Devils a career-best outing to help get ASU off to a 1-0 series lead. Liebeck struck out eight in seven innings against the Trojans to improve to 2-0 on the week. He also picked up the win in relief vs. Portland in a midweek game. For the season the Glendale, Ariz., native is 2-1 with one save and a 5.14 ERA.

## You're The Best; Mike Esposito:

While not claiming to be the best, sophomore Mike Esposito comes out to the song from the Karate Kid sound track labeled, "You're the Best," before each of his home starts. A song held special to his heart because the man singing the song is his father, Joe Esposito, who is popular lounge singer at Paris Casino in Las Vegas as part of a group called Cat Daddy. "Espo", as known by his teammates, has been solid for ASU on the mound this year with an 9-5 record is ranked in the top five in the Pac-10 with a 3.47 ERA. He is currently third in the Pac-10 with 93 strikeouts in 96.0 innings. The redshirt sophomore has not allowed an earned run in three of his last four starts. He has turned in three 10-plus strikeout performances this year, last being a 11 strikeout effort vs. New Mexico State (4/30) in six innings. Esposito had one of the best pitching performances in Sun Devil baseball history when he struck out 17 batters in a complete-game victory over the University of Washington (3/29) at Hohokam Stadium. He allowed only three runs (two earned) and eight hits in his second complete-game of the year. Esposito, a redshirt sophomore from Las Vegas, Nev. (Cimarron-Memorial High School) registered the sixth most K's in





# Sun Devil Baseball 2002

a single game in ASU history and the most since 1997. The preseason All-American (*Baseball America third team*) and 2001 Team USA member is now 15-7 in his two-years at ASU. Esposito was a fifth-round draft choice in June 1999 by the Cincinnati Reds. After undergoing Tommy John surgery in March 2000, Esposito has not missed a start this year or in his career since coming back from the arm injury.

## A Night to Remember: Esposito Strikes Out 17 vs. Washington:

Here is how Esposito's 17-strikeout game ranks among the top performances in ASU school history. It is the most by a Sun Devil pitcher since Ryan Mills struck out 17 vs. Southern Illinois in 1997 and no one has had more in a Sun Devil uniform since the 1973 season.

22 - Sterling Slaughter, 3-18-63 vs. CSU  
 21 - Eddie Bane, 4-1-72 vs. LaVerne (14 inn.)  
 20 - Jim Otten, 5-23-73 vs. BYU  
 19 - Eddie Bane, 6-1-73 vs. Denver  
 18 - Gary Gentry, 5-22-67 vs. Arizona  
**17 - Mike Esposito, 3-29-02 vs. Washington**  
 17 - Ryan Mills, 2-14-97 vs. Southern Illinois  
 17 - Sean Rees, 3-9-90 vs. California

## He's Back. Andre Ethier Returns To Lineup Like He Never Left:

Sophomore Andre Ethier broke his right thumb vs. Notre Dame (4/26), but was able to return to the lineup sooner than expected when he played last weekend against Oregon State. The junior went 5-for-7 with four RBI in two starts just as if he hadn't missed a game. The sweet-swinging lefty now has 18 multi-hit games and 13 multi-RBI contests. He hit .431 (28x65) in 17 Pac-10 games and recorded at least one hit in 34 of his 44 games played. Ethier had an interesting journey en route to becoming ASU's leading hitter this year. He came to ASU in the fall of 2000, left ASU to play at Chandler-Gilbert CC, and now is back as the starting right fielder for the Sun Devils. The sweet-swinging. After earning All-State honors at St. Mary's High School as a senior in 2000, Ethier followed his dreams and came to Arizona State University to play baseball. With playing time not working out, Ethier decided to play his freshman year at Chandler-Gilbert CC. Making a name for himself by hitting .468 at the JC level last year, Ethier spurned an offer from the Oakland Athletics after being drafted in the 37th round and came back to Arizona State.

## Tough Luck McClellan Is Still 5-3 As A Starter:

Robbie McClellan is second on the team with his 7-5 record despite going 0-3 with two no-decisions in his last five starts. He has not picked up a win since April 14 at UCLA, but has pitched three good games against Notre Dame, Stanford and USC during that stretch. The junior pitched well on a cold night at Notre Dame and gave up only three runs in 7.1 innings at No. 8 Stanford. Both performances yielded a tough loss. He also gave up only two runs (one earned) in a no-decision against USC. McClellan is now 5-3 as a starter this year with a 4.66 ERA in those games. He is currently ranked fourth in the Pac-10 with 89 strikeouts and is second with opposing batters hitting only .249 off him. McClellan, from Liberal, Kan., became the first Sun Devil to notch back-to-back complete games since 1999, striking out a career-high 10 batters in a seven-inning win against UNLV (3/8). He allowed just four hits and did not allow a run in the 10-0 win over the Rebels. He also went all nine innings in a 7-2 win over Loyola Marymount (3/2). McClellan has an overall 4.61 ERA in 93.2 innings pitched. He became the 43rd selection all-time for Arizona State as Pac-10 Pitcher of the Week after his performance vs. UNLV. McClellan is nicknamed "The Child" by his teammates for his boyish looks. He transferred to ASU from Seward County CC in Liberal, Kan., where he set school records for strikeouts in a career and season, and was 16-4 in his two years.

## Home Sweet Home:

The Sun Devils couldn't be happier that they are hosting the NCAA Regional at Hohokam Park. ASU was 27-8 this year at home, while only 8-11 on the road. The offense has been drastically improved at spacious Hohokam Park with a .327 batting average and 290 of the 426 total runs. ASU is averaging 10.7 hits and 8.28 runs per game in home contests. The Sun Devils have gone 24-8 at Hohokam Park and were a perfect 3-0 at Packard Stadium this year. The pitching has also been better at home with ASU's hurlers posting a very impressive 3.78 ERA in the 35 home games. In ASU's 18 road games, the pitcher's were hit for a 5.91 ERA, giving up 101 earned runs in 153.2 innings.

## Hitting For The Cycle... in the First Inning:

In what may be one of the rarest feats of Arizona State baseball history, the Devils led off the Feb. 9 game vs. Tennessee in grand fashion with the first four hitters combining to hit for the cycle in the first inning. Leadoff hitter Steve Garabrants led off the game with a first-pitch home run, then Dustin Pedroia followed with a double, then Rod Allen singled and to cap off the amazing event, Jeremy West tripled to give ASU the early 2-0 lead.

## Sun Devil Quick Facts

Name of School .....	Arizona State
City, State .....	Tempe, Ariz.
Founded .....	1885
Enrollment .....	45,693
Mascot .....	Sun Devils
School Colors .....	Maroon and Gold
2002 Home Field .....	Hohokam Park (12,623)
Dimensions .....	340/390/410/390/350
Normal Home Field .....	Packard Stadium
Field .....	Bobby Winkles Field
Fences .....	339/395/340
Conference .....	Pac-10
President .....	Dr. Lattie F. Coor
Athletics Director .....	Gene Smith

## Baseball History

First year of Baseball .....	1907 (7-2)
Start of Varsity Baseball .....	1959 (28-18)
All-Time Record .....	2,261-1,113-6
Modern Era (1959-P) .....	1,928-774-1
Early Era (1907-1958) .....	333-338-5
Packard Stadium Record .....	788-228-1
Years in College World Series .....	18
NCAA Championships .....	5
College World Series Record .....	55-30 (.647)
NCAA Appearances .....	25
NCAA Record .....	122-49 (.713)
Last CWS Appearance .....	1998 (2nd)
Best All-Time Record .....	59-8 (1973)

## Media Relations

Media Relations Phone .....	(480) 965-6592
Fax .....	(480) 965-5408
Baseball SID .....	Jeff Evans
E-Mail Address .....	Jeff.Evans@asu.edu
Evans' Direct Line .....	(480) 965-6594
Home Phone .....	(480) 736-8616
Evans' Record at ASU .....	72-39-1
Director of Media Relations .....	Mark Brand
Associate Director .....	Doug Tammaro
Associate Director .....	Rhonda Lundin
Assistant Directors .....	Will Phillips
.....	Erin Rowley
Press Box .....	(480) 615-1446
Web Site .....	www.TheSunDevils.com

## ASU Coaching/Support Staff

Head Coach .....	Pat Murphy
Record at ASU .....	304-162-1 (8th Season)
Career Division I .....	622-278-2 (15th Season)
Assistants .....	Jay Sferra (7th)
.....	Mike Rooney (4th)
Dir. of Baseball Operations .....	Chris Holick
Dir. of Baseball Administration .....	Graham Rossini
Senior Manager .....	Steve Kirkman
Athletic Trainer .....	Kenny McCarty
Student Trainer .....	Troy Damron

## 2001 in Review... and Quick Facts

2001 Record .....	37-20-1
Home .....	25-9-1
Away .....	11-9
2001 Pac-10 Record .....	14-10 (3rd)
Home .....	7-5
Away .....	7-5
Final Rankings .....	22 (BA), 23 (CB), 22 (BW)
Letterman Returning/Lost .....	14/14
Total Newcomers .....	17



# Sun Devil Baseball 2002

## 2002 ASU Hitting Leaders

### Batting Average:

1. Andre Ethier .....	.377
2. Jeremy West .....	.368
3. Jon Sheaffer .....	.364
4. Sergio Garcia .....	.351
5. Steve Garabrants .....	.346

### Hits:

1. Dustin Pedroia .....	72
2. Jeremy West .....	71
3. Steve Garabrants .....	64

### Runs Scored:

1. Jeremy West .....	54
2. Steve Garabrants .....	52
3. Dustin Pedroia .....	49
4. Rod Allen .....	43

### RBI:

1. Jeremy West .....	67
2. Rod Allen .....	47
3. Andre Ethier .....	46
4. Dustin Pedroia .....	41
5. Steve Garabrants .....	33

### Doubles:

1. Jeremy West .....	18
2. Steve Garabrants .....	14
Andre Ethier .....	14
Rod Allen .....	14

### Triples:

1. Steve Garabrants .....	7
2. Jeremy West .....	4

### Home Runs:

1. Jeremy West .....	13
2. Nick Cadena .....	6
3. Rod Allen .....	5
4. Andre Ethier .....	4

## 2002 ASU Pitching Leaders

### Earned Run Average:

1. Ryan Schroyer .....	2.35
2. Carlos Arguello .....	2.45
3. Mike Esposito .....	3.47
4. Robbie McClellan .....	4.61

### Wins:

1. Mike Esposito .....	9
2. Robbie McClellan .....	7
3. Ryan Schroyer .....	4
Bryce Kartler .....	4
5. Carlos Arguello .....	3

### Batters Struck Out:

1. Mike Esposito .....	93
2. Robbie McClellan .....	89
3. Ryan Schroyer .....	69
4. Bryce Kartler .....	56
5. Jered Liebeck .....	38

### Innings Pitched:

1. Mike Esposito .....	96.0
2. Robbie McClellan .....	93.2
3. Bryce Kartler .....	62.2
4. Ryan Schroyer .....	53.2

## 2002 ASU Fielding Leaders

### Errors:

1. Steve Garabrants .....	10
2. Ian Kinsler .....	8
3. Cesar Castillo .....	7
4. Jeremy West .....	5

### Assists:

1. Dustin Pedroia .....	153
2. Sergio Garcia .....	87
3. Steve Garabrants .....	52

### Putouts:

1. Jeremy West .....	405
2. Cesar Castillo .....	208
3. Tuffy Gosewisch .....	117

## Allen's Production Down, But Not Far Off:

Preseason All-American Rod Allen has lived up to the term 'Sophomore Jinx,' but, overall his season statistics are not all that far off from his remarkable freshman campaign in which he hit .389. Allen is hitting .268 overall (52x194), but the rest of his statistics are very comparable to 2001. He is second on the team with 47 RBI (only six off last year's total of 53), has six more stolen bases (14 compared to six), has one less home run (five compared to six) and has equaled his double total of 14 from last year. The main difference is in the hit column with 52 this year and 70 last year. The sophomore has had quiet a power outage though, now not hitting a home run in over two months since Mar. 24 at Arizona (90 at-bats). Allen recently became only the 9th Sun Devil in ASU history to record 100 or more RBI in his freshman and sophomore years. Teammate Jeremy West also passed the 100-RBI mark last weekend, becoming the 10th player in school history to reach 100 RBI after the freshman and sophomore years of a Sun Devil career. Here is the complete list:

Player	RBI (Fr/So)	Career RBI
Mike Kelly	138	194
Bob Horner	129	229
Antone Williamson	129	203
Andrew Beinbrink	113	283
Clay Westlake	110	250
Casey Myers	109	275
Barry Bonds	109	175
Ken Landreaux	101	194
Jeremy West	101	101
Rod Allen	100	100

## Home Sweet Home:

The Sun Devils couldn't be happier they ending the 2002 season with the final eight games at Hohokam Park. ASU improved to 24-8 this year at home with the two wins against USC last weekend. ASU was only 8-11 on the road this year, but had a winning mark in Pac-10 play on the road (7-5). The offense has especially enjoyed playing at spacious Hohokam Park with a .324 batting average and 269 of the 399 total runs. ASU is averaging 10.75 hits and 8.41 runs per game in home contests. The Sun Devils have gone 21-8 at Hohokam Park and were a perfect 3-0 at Packard Stadium this year. The pitching has also been better at home with ASU's hurlers posting a very impressive 3.66 ERA in the 32 home games. In ASU's 18 road games, the pitcher's have been hit for a 5.91 ERA, giving up 101 earned runs in 153.2 innings.

## Jeff Larish Makes Strong Sun Devil Debut:

Freshman infielder Jeff Larish had not dressed for a game this year and was in the stands as a redshirt candidate before finding out he would be the starting third baseman in ASU's Mar. 16 game vs. Oklahoma. Larish made the most of the opportunity, going 3-for-4 with a triple and run scored in his ASU debut vs. the Sooners. Larish has since heated up to become one of the team offensive leaders with a .339 (38x112) batting average with 22 RBI. He was 4-for-5 with a big two-run home run vs. UCLA (4/12) to help lead the Devils to a 4-3 win in 11 innings. He also hit a big three-run home run vs. Stanford (5/10). He has recorded 11 multi-hit games, four of which have been three and four-hit contests. The freshman starred at Tempe McClintock High School last year and was a 32nd-round draft choice of the Chicago Cubs last June.

## Garrabrants Proves To Be a Sparkplug:

Sophomore Steve Garrabrants has been a sparkplug for ASU all year with the team going 27-13 when he hits in the leadoff spot. For the season Garrabrants is fifth on the team with a .346 batting average (64x185). He is second on the team with 23 extra base hits (14 2B, 7 3B, 2 HR) and has recorded at least one hit in 37 of his 47 games (79%). Garrabrants is tied for second on the team with Dustin Pedroia with 23 multi-hit games and also has contributed 10 multi-RBI contests. He heads finished the regular season with a Pac-10 leading seven triples and his 15 stolen bases ranked fourth with teammate Sergio Garcia. Garrabrants started 47 games for the Devils, with 24 coming at second base, 16 at designated hitter and six in center field.

## Murphy's Teams Know How To Score:

A true icon of the Pat Murphy system is scoring runs. The Sun Devils have done plenty of that since he arrived in 1995. ASU has led the NCAA in scoring in two of the last three years, averaging 11.32 runs per game in 1999 and 10.97 runs per game in 2000. The Devils paced the Pac-10 in 2001, hitting at a .327 clip and averaging 8.26 runs per game to rank 17th in the nation. ASU also led the nation in batting average with a team total of .356 in 1999 and fell just percentage points shy of matching that feat a second year in a row in 2000 with a .346 mark, trailing Stony Brook by one point. During Pat Murphy's eight seasons at ASU, the Sun Devils have been a scoring machine with 4,275 runs, averaging 9.15 runs per game and hitting at an overall .329 clip. Below is an offensive team breakdown of Murphy's ASU teams:

Year	G	AB	R	H	HR	BA
1995	55	1939	395	595	35	.307
1996	56	2075	552	702	73	.338
1997	61	2252	540	735	56	.326
1998	64	2277	557	723	57	.318
1999	60	2199	679	782	67	.356
2000	59	2134	647	738	86	.346
2001	58	2049	479	669	33	.327
2002	51	1749	399	539	34	.308
<b>Totals</b>	<b>467</b>	<b>16,777</b>	<b>4,275</b>	<b>5,520</b>	<b>442</b>	<b>.329</b>



# Sun Devil Baseball 2002

## A Classy Act By These Padres:

Before the Saturday game of the Cal State Fullerton series, four San Diego Padre players stopped by unannounced to talk to both the Titans and Sun Devils about the affects of drinking and driving and wearing a seatbelt. Former CSF All-Americans Phil Nevin and Mark Kotsay were joined by all-star closer Trevor Hoffman and Padre pitcher Kevin Jarvis as they talked to both teams after losing teammate and good friend Mike Darr in an alcohol related accident before the start of spring training in the Phoenix area.

## Devils Better Score Early and Often:

The Sun Devils have had good success this year when scoring before their opponent, going 25-9 in those games. ASU has scored in the first inning in 30 of its 54 games this year (56%) and is 24-6 in those games when scoring in their first at-bat. Five runs or more seem to be the magic number for the Devils, as ASU is 32-7 in games when scoring five or more runs. The Devils are also 27-4 when leading after six innings and 30-1 when leading after eight innings. ASU is also 17-1 when scoring 10 or more runs and have scored 10 or more in five of its last 10 games. ASU has come from behind twice in the ninth inning, scoring four runs at Arizona (3/22) and three vs. Oregon State (5/25).

## How They Have Finished:

Arizona State has finished four seasons ranked in the top 10 in the final *Collegiate Baseball* national poll since 1990, ranking 10th of all college baseball programs. The schools with the most Top 10 *Collegiate Baseball* finishes are listed below:

1.	Florida State	11
2.	LSU	10
3.	Miami	8
4.	Stanford	7
5.	Clemson	6
5.	Cal State Fullerton	6
7.	Oklahoma State	5
7.	Wichita State	5
7.	USC	5
10.	Arizona State	4

## A Tribute To Joe Black:

The Sun Devils wore black socks and their black hat two games this year in the series against USC, honoring the late Joe Black. Black, who starred in the Negro and Major Leagues, talked to the team during the preseason on various topics about baseball and life.

## Hohokam is ASU's Home Away From Home in 2002:

While a \$2 million renovation will begin in late March to Packard Stadium, the Sun Devils will call Hohokam Stadium in Mesa home for the 2002 season for all but three home games. Hohokam Park is also the spring training home of the Chicago Cubs and the Arizona Fall League home of the Mesa Solar Sox. The facility will provide ASU with a first-class facility while Packard Stadium undergoes renovation. Hohokam Park, which opened in 1997, has a seating capacity of 12,623, with 8,000 theater-style seats.

## Success in the Classroom As Well As On The Field:

ASU has long enjoyed much success on the diamond, and with 18 College World Series appearances, it is known as one of the gems of college baseball. But lately academics, as well as on-field talent, has shown its true colors in the storied program. Pat Murphy's Sun Devil squads have produced four Academic All-Americans over the past three years (Willie Bloomquist, Mark Ernster, Jeff Phelps, Casey Myers), including Myers being named the Academic All-American for college baseball in 2000 and 2001. The four players honored as National Academic All-Americans is the most by any college baseball program in the nation over the last three years.

## ASU Owns Pac-10 Player of the Year Award:

Since the old Pac-10 North (formerly Washington State, Washington, Oregon State, Portland State) and the Six-Pac joined to form the unified Pac-10 baseball conference in 1999, Arizona State has enjoyed much success with a combined 43-29 record in league play. Even more impressive is that no one other than an ASU player has won the annual Pac-10 Player of the Year award. Willie Bloomquist won the inaugural award in 1999, while Casey Myers took home the hardware in 2000 and 2001 to become only fourth player in Pac-10 history to win the award twice in a career. In all, ASU has won nine (9) Pac-10 Player of the Year Awards dating back to 1978 (Myers (2), Bloomquist, Jacob Cruz, Paul Lo Duca, Linty Ingram, Oddibe McDowell, Alvin Davis, Mike Sodders) and two Pac-10 Pitchers of the Year (Noah Perry and Marc Barcelo).

## Team Awards Given At End of Year Banquet:

The Arizona State Baseball program announced its annual awards at the On Deck Circle end of the year banquet that was held Tuesday at Hohokam Park. The winners are listed below:

**Mr. Fireman:** Ryan Schroyer

**Offensive MVP:** Andre Ethier/Jeremy West

**Defensive MVP:** Dustin Pedroia

**Developmental MVP:** Nick Cadena

**Newcomer of the Year:** Robbie McClellan/Jeff Larish

**Pitcher of the Year:** Mike Esposito

**Jim Henderson Courageous Performance Award:** Sergio Garcia

**Jim Brock - Mr. Sun Devil Award:** Cesar Castillo

**Bobby Winkles Award:** Steve Garrabrants

**ODC MVP:** Dustin Pedroia

## How ASU Ranks In the Pac-10

### Team Offensive Rankings:

Avg.	.....311	3rd
Runs	.....426	4th
Hits	.....576	5th
Doubles	.....111	4th
Triples	.....25	2nd
Home Runs	.....35	9th
RBI	.....387	3rd
OB %	.....413	1st
SLG %	.....455	6th
FLD %	.....967	2nd

### Team Pitching Rankings:

ERA	.....4.44	2nd
Strikeouts	.....454	1st
Wins	.....35	2nd
Saves	.....11	4th
Opposing Avg.	.....259	1st

### Pac-10 Individual Rankings

#### Jeremy West

Batting	.....368	7th
Hits	.....71	NR
Runs	.....54	8th
Doubles	.....18	6th
Triples	.....4	4th
Home Runs	.....13	7th
RBI	.....67	2nd
Total Bases	.....136	6th
Slugging %	.....705	1st
HBP	.....13	4th

#### Andre Ethier

Batting Avg.	.....377	5th
Hits	.....63	NR
Doubles	.....14	NR
RBI	.....46	NR
Total Bases	.....95	NR
Walks	.....27	NR
On Base %	.....465	4th

#### Dustin Pedroia

Hits	.....72	NR
Doubles	.....13	NR

#### Jon Sheaffer

Batting Avg.	.....364	NR
On Base %	.....446	NR

#### Steve Garrabrants

Triples	.....7	1st
Walks	.....32	7th
Stolen Bases	.....15	4th
On Base %	.....462	8th

#### Ryan Schroyer

ERA	.....2.35	1st
Strikeouts	.....69	NR
Saves	.....7	2nd
Games Finished	.....19	3rd
Opposing Avg.	.....221	1st

#### Robbie McClellan

Wins	.....7	6th
Strikeouts	.....89	4th
Innings Pitched	.....93.2	NR
Opposing Avg.	.....249	5th

#### Mike Esposito

ERA	.....3.47	4th
Strikeouts	.....93	3rd
Innings Pitched	.....96.0	9th
Wins	.....9	3rd
Games Started	.....16	6th
Losses	.....5	t-4th

## How ASU Ranks In the NCAA

### Ryan Schroyer:

K's per 9 IP	.....8th	11.6
ERA	.....41	2.35



# Sun Devil Baseball 2002

## Media Information:

**Baseball Contact:** Jeff Evans  
**SID Phone:** (480) 965-6592  
**Evans' Direct Line:** (480) 965-6594  
**SID Fax:** (480) 965-5408  
**Evans' E-Mail:** Jeff.Evans@asu.edu  
**Website:** www.TheSunDevils.com  
**Mailing Address:**  
 ICA Media Relations  
 Arizona State University  
 Tempe, AZ 85287-2505

### Interviews:

All interviews with players and the coaching staff need to be cleared through the ASU media relations office and Jeff Evans. If you wish to talk to any Sun Devil player or head coach Pat Murphy, please contact Evans via the above information.

### Media Guides:

Media guides will be available to working press only and can be purchased by fans at home games at Hohokam Park for \$7. Press guides will not be distributed to fans from the press box or the media relations office. The 2002 ASU Baseball Media Guide is also available online at [www.thesundevils.com](http://www.thesundevils.com) in .pdf format.

### Game Notes and Statistics:

Game notes and statistics will be distributed to all working media and scouts on game days at Hohokam park. Copies will also be made available in the press box. The statistics are for working press, scouts and coaches only. A complete statistical book containing box scores, play-by-play and game notes will also be available in the press box for working media following each home game. All information will be made available to fans and ASU supporters through the school's official athletic website, [www.TheSunDevils.com](http://www.TheSunDevils.com).

### Live Stats:

While only certain games can be accessed by radio either through the internet or in the greater Phoenix area, every home game and selected road games can be tracked through live statistical updates on [www.TheSunDevils.com](http://www.TheSunDevils.com).



## ASU And Team USA Connections:

Arizona State baseball has had a long-standing tradition of sending players to play for the USA National team during the summers. ASU has had six players on the Red, White and Blue for Team USA since 1984, with the first being Oddibe McDowell in the 1984 Olympics played at Dodger Stadium in Los Angeles. Jim Austin played for Team USA in 1990 and ASU has had four players play with Team USA in the last four years. 1999 Pac-10 Player of the Year Willie Bloomquist played in the summer of 1998, 2000-2001 Pac-10 Player of the Year Casey Myers played in the summer of 2000 and was also a member of the Team USA Junior National Team before arriving at ASU in 1998. Current Tampa Bay Devil Ray prospect Jon Switzer was also a member of the 2000 National Team and current pitcher Mike Esposito was 3-1 with a 1.56 ERA last summer. Current Sun Devils Dennis Wyrick and Ryan Schroyer also played for the Team USA Junior teams during their respective prep careers. Schroyer and freshman shortstop Dustin Pedroia have a chance to join this elite list, as they have both been invited to the 2002 Team USA National Trials to be held in June in Tucson, Ariz.

## Homegrown Devils:

A total of 20 of ASU's 32 players hail from the state of Arizona. Rod Allen (Phoenix), Joel Bocchi (Phoenix), Nick Cadena (Glendale), Cesar Castillo (Yuma), Andre Ethier (Phoenix), Steve Garrabrants (Phoenix), Tuffy Gosewisch (Scottsdale), Mike Guerrero (Mesa), J.J. Jackson (Chandler), Bryce Kartler (Phoenix), Ian Kinsler (Tucson), Aaron Klusman (Phoenix), Jeff Larish (Tempe), Matt Leaf (Peoria), Jered Liebeck (Glendale), Josh Perrault (Mesa), Ryan Schroyer (Casa Grande), Doug Schutt (Gilbert) and Josh Smith (Lake Havasu) are all native Arizonans. The team is also represented by players from Alaska (1), California (4), Colorado (1), Illinois (2), Kansas (1), Nevada (2) and New Mexico (1).

## Allen and Esposito Named Summer All-Americans:

Sun Devil sophomores Rod Allen and Mike Esposito were named to *Baseball America's* second-team Summer All-America team. Allen was ranked as the No. 8 prospect out of the Alaskan League after hitting .314 with 24 stolen bases to help lead the Anchorage Glacier Pilots to the National Baseball Congress (NBC) World Series Championship in Wichita, Kan. Esposito was 3-1 with a 1.56 ERA for Team USA. Junior pitcher Robbie McClellan also had great summer success, helping lead the Liberal BeeJays (Kansas) to the NBC World Series. McClellan was named an NBC All-American after going 2-0 with a 0.52 ERA in the 2001 World Series.

## Golden Spikes Common At Arizona State:

While Mark Prior of USC was the recipient of the 2001 Golden Spikes award as the nation's top amateur baseball player, it should be noted that three Arizona State players have won the award. Bob Horner, who was a standout at ASU from 1976-78, won the inaugural award in 1978. Oddibe McDowell, who was a member of the first Team USA baseball team to compete in an Olympics, won the award in 1984. Mike Kelly, who ranks second in ASU history with 46 home runs from 1989-91, won the award in 1991. In all, 13 players that have worn the Maroon and Gold have been named a Player of the Year for college baseball.

## ASU Leader of the Pac When It Comes to Player of the Week:

Arizona State has amassed 44 Pac-10 Pitchers of the Week and 66 Players of the Week since 1981. That total leads all Pac-10 member schools. The Sun Devils had two players honored as Pac-10 POW last year with Mike Esposito taking home the Pac-10 Pitcher of the Week honor on May 5 and Mike Lopez won the Pac-10 Player of the Week on April 28. The 2002 season has already seen five Sun Devils earn Pac-10 POW honors. Andre Ethier and Jeremy West (twice) have been named Pac-10 Players of the Week, while Robbie McClellan and Mike Esposito have been named Pac-10 Pitchers of the Week.

## Arizona State in Postseason Play:

The Sun Devil baseball program has created a dynasty in college baseball that has been matched by few. With 18 appearances in the College World Series, ASU ranks fifth for the most trips to Omaha. Arizona State has advanced to the NCAA Tournament in 25 of the program's 42 varsity seasons (dating back to 1959), amassing an incredible 122-49 (.730) record. ASU's five National Championships rank as the second most of any NCAA school. In addition to ASU's five national championships, the Sun Devils have also turned in five second-place teams and three third-place finishes.

## This is ASU Baseball:

- Only one losing season in school history
- 18 College World Series Appearances
- 26 years in the NCAA Tournament
- Six Pac-10 Titles
- Five NCAA Championships
- 12 NCAA National Players of the Year
- Three Golden Spikes Award Winners
- 60 All-Americans
- 2 NCAA Coaches of the Year
- 75 Major League Players
- 21 First-Round Draft Picks
- Finished in top 12 three of past five years
- Only one losing season in school history
- Four Academic All-Americans in last 3 years
- Six Team USA Members

## All-Time NCAA Baseball Victories Top 10

School	Seasons	Overall Record
1. Fordham	142	3,132-1,480-39
2. Texas	105	2,653-832-26
3. USC	107	2,627-1,331-44
4. Michigan	134	2,325-1,273-37
5. Stanford	109	2,279-1,447-32
6. Washington State	106	2,261-1,276-16
7. Arizona State	90	2,226-1,094-6
8. Arizona	97	2,207-1,132-21
9. Harvard	133	2,193-1,355-32
10. Clemson	104	2,134-1,194-29

\* Prior to start of 2002 Baseball Season. List compiled by NCBWA and University of Minnesota.



# Sun Devil Baseball 2002

## 2002 Arizona State Baseball Game-by-Game Results

(35-19 Overall, 15-9 Pac-10, 27-8 Home, 8-11 Away, 0-0 Neutral)

Date	Opponent	W-L	Score	Att.	ASU Pitcher	Opp. Pitcher	Record	Notes
1/31	Oregon State <sup>^</sup>	W	13-5	1,859	Esposito (1-0)	Garcia (0-1)	1-0	West and Ethier drive home 4 runs each.
2/1	Southern Utah <sup>^</sup>	W	12-0	1,846	Schroyer (1-0)	Stoker (0-1)	2-0	Schroyer career-high 11 K's in 6.2 innings.
2/2	Oral Roberts <sup>^</sup>	W	5-4	2,049	McClellan (1-0)	Sanderson (0-1)	3-0	Allen hits solo HR in 8th to win game.
2/3	Southern Utah <sup>^</sup>	W	6-2	1,716	Sanchez (1-0)	Perkins (0-1)	4-0	Bullpen throws 3.2 shutout innings to seal win.
2/8	Tennessee (#25)	W	7-4	2,229	McClellan (2-0)	Sadowe (0-1)	5-0	McClellan 7 K's in 3.1 innings to earn win.
2/9	Tennessee (#25)	W	8-1	3,251	Esposito (2-0)	Hicklen (0-2)	6-0	Esposito CG. Ethier 3x5 with 2 RBI.
2/10	Tennessee (#25)	W	5-4	2,961	Kartler (1-0)	Andrews (1-1)	7-0	ASU holds off late UT rally for sweep.
2/15	@Florida State (#3)	L	4-9	3,065	Schroyer (1-1)	Lynch (3-0)	7-1	Ethier notches third straight 3-hit game.
2/16	@Florida State (#3)	L	3-5	4,467	Esposito (2-1)	Varnes (2-1)	7-2	Walsh pinch-hit 2-run double in 7th not enough.
2/17	@Florida State (#3)	L	4-6	3,864	McClellan (2-1)	Davidson (1-0)	7-3	Devils surrender 4-0 lead with late FSU rally.
2/22	CS Fullerton (#12)	L	2-3	2,829	Esposito (2-2)	Littleton (3-1)	7-4	Devils lose fourth straight with season low 5 hits.
2/23	CS Fullerton (#12)	W	9-4	2,958	Jackson (1-0)	Merrell (2-1)	8-4	ASU ends 4-game losing streak with timely hitting
2/24	CS Fullerton (#12)	L	5-7	2,566	McClellan (2-2)	DeJong (3-0)	8-5	Devils surrender 5-2 lead as Titans win series.
3/1	Loyola Marymount	W	15-2	1,956	Esposito (3-2)	Jenson (1-3)	9-5	Sheaffer tabs career-high 4 RBI in ASU win.
3/2	Loyola Marymount	W	7-2	2,129	McClellan (3-2)	Muecke (1-3)	10-5	McClellan complete-game three hitter in win.
3/3	Loyola Marymount	W	10-5	2,164	Kartler (2-0)	Lovato (0-2)	11-5	West goes 2-for-4 with three-run home run.
3/5	NMSU	W	10-5	1,541	Jackson (2-0)	Jackson (1-2)	12-5	Jackson 3.0 innings of hitless relief for win.
3/8	UNLV <sup>#</sup>	W	10-0	2,254	McClellan (4-2)	Pupo (1-1)	13-5	McClellan CG with 10 K's. West 2x4 with 4 RBI.
3/9	St. John's <sup>#</sup>	W	11-1	2,187	Esposito (4-2)	Bilezikjian (1-1)	14-5	Esposito 9 K's in 7 IP. Ethier 2x4 with 5 RBI.
3/10	Oklahoma State <sup>#</sup> (#21)	W	7-2	2,220	Jackson (3-0)	Rhodes (1-1)	15-5	Allen's three-run double caps 7-run eighth inning.
3/12	@NMSU	L	7-8	641	Sopko (0-1)	Garretson (1-0)	15-6	Devils surrender 7-6 lead with two in 9th inning.
3/15	Oklahoma (#22)	L	3-6	2,242	Esposito (4-3)	Cherry (3-2)	15-7	Two errors in four-run third proves to be costly.
3/16	Oklahoma (#22)	W	6-4	2,654	McClellan (5-2)	Roberts (3-2)	16-7	Sheaffer has two big hits and Larish goes 3x4 in debut
3/17	Oklahoma (#22)	L	5-7	2,086	Kartler (2-1)	Mix (4-1)	16-8	3-Run 8th inning not enough as Devils lose series.
3/22	@Arizona <sup>*</sup>	W	9-7	2,133	Sopko (1-1)	Anderson (0-1)	17-8	Devils score three in 9th to record win over rival.
3/23	@Arizona <sup>*</sup>	W	10-6	2,284	Esposito (5-3)	Little (5-2)	18-8	Ethier goes 4x5 with HR as Devils clinch series win.
3/24	@Arizona <sup>*</sup>	L	1-10	1,448	Kartler (2-2)	Kaiser (5-1)	18-9	Devils limited to one run and five hits in loss.
3/28	Washington <sup>*</sup>	L	11-14	2,881	Kartler (2-3)	White (2-2)	18-10	Bullpen collapses to give up eight runs in 7th.
3/29	Washington <sup>*</sup>	W	8-3	2,352	Esposito (6-3)	Dowling (0-2)	19-10	Esposito strikes out 17 for 6th most in ASU history.
3/30	Washington <sup>*</sup>	W	13-6	2,637	Arguello (1-0)	Kohn (6-1)	20-10	ASU wins series with 20 hits. Larish 4x6, 3 RBI.
4/1	@UNLV	L	7-11	423	Liebeck (0-1)	Scheinbaum (2-0)	20-11	Devils drop to 0-5 in non-conference road games.
4/5	@Washington State <sup>*</sup>	L	4-7	751	Esposito (6-4)	Bonine (5-4)	20-12	ASU limited to season-low three hits in loss.
4/6	@Washington State <sup>*</sup>	W	13-7	587	Schroyer (2-1)	Gorrell (0-4)	21-12	McKenna drills three-run double in eighth.
4/7	@Washington State <sup>*</sup>	W	22-4	478	McClellan (6-2)	Alwert (2-2)	22-12	Ethier 2 HR, 5 RBI. Season high 22 runs and 21 hits.
4/12	@UCLA <sup>*</sup>	W <sup>(11)</sup>	4-3	637	Schroyer (3-1)	Silva (0-2)	23-12	Allen RBI single in 11th wins series opener.
4/13	@UCLA <sup>*</sup>	L	2-10	661	Kartler (2-4)	Whisler (3-1)	23-13	Four first-inning runs stand up in Bruin win.
4/14	@UCLA <sup>*</sup>	W	15-2	583	McClellan (7-2)	Janssen (4-2)	24-13	Devils score 12 two-out runs to win series 2-1.
4/19	California <sup>*</sup>	L	5-9	3,132	Esposito (6-5)	Ingram (4-2)	24-14	Devils strand 8 runners in scoring position in loss.
4/20	California <sup>*</sup>	W <sup>(10)</sup>	4-3	2,188	Schroyer (4-1)	Payne (3-1)	25-14	Garcia scores on bases loaded wild pitch in 10th.
4/21	California <sup>*</sup>	L	3-9	2,096	McClellan (7-3)	Brown (5-1)	25-15	Five first-inning Cal runs dooms ASU in series loss.
4/24	@Oklahoma <sup>\$</sup>	W	7-5	2,598	Sopko (2-1)	White (0-2)	26-15	Sopko and Schroyer throw 3.2 scoreless innings.
4/26	@Notre Dame (#19)	L	4-9	2,900	McClellan (7-4)	Gagne (6-3)	26-16	Devils strand 11 runners on base in loss to Irish.
4/27	@Notre Dame				<i>Game Rained Out</i>			
4/30	NMSU	W	14-2	1,644	Esposito (7-5)	Lawrence (4-3)	27-16	Cadena 3x4, 4 RBI, 2 HR. Esposito 11 K's.
5/10	@Stanford <sup>*</sup> (#7)	L	3-5	3,621	Arguello (1-1)	Guthrie (8-1)	27-17	Larish goes 2x4 with 3-Run HR in loss.
5/11	@Stanford <sup>*</sup> (#7)	W	10-2	3,086	Esposito (8-5)	Hudgins (8-1)	28-17	Five first-inning runs lead Devils to victory.
5/12	@Stanford <sup>*</sup> (#7)	L	1-3	2,607	McClellan (7-5)	Cunningham (6-2)	28-18	Garcia goes 3x5 with solo HR in loss.
5/14	Portland	W <sup>(7)</sup>	14-2	1,674	Arguello (2-1)	Hahn (0-3)	29-18	Castillo and West two 2B each. Cadena 3 RBI.
5/15	Portland	W	16-7	1,487	Liebeck (1-1)	Cambers (0-4)	30-18	West records 8 RBI and grand slam HR in win.
5/17	USC <sup>*</sup> (#19)	W	3-1	2,084	Liebeck (2-1)	Reyes (4-1)	31-18	Liebeck strikes out career-high 8 in 7.0 IP.
5/18	USC <sup>*</sup> (#19)	L	5-9	2,887	Sopko (2-2)	Olson (2-2)	31-19	ASU bullpen gives up seven runs in 3.0 IP.
5/19	USC <sup>*</sup> (#19)	W	17-8	2,165	Arguello (3-1)	Bannister (5-3)	32-19	Garcia goes 5x5. Cadena 2 HR in victory.
5/24	Oregon State <sup>*</sup>	W	13-7	2,132	Kartler (3-4)	Kline (6-1)	33-19	Ethier goes 2-for-3 with three RBI in return.
5/25	Oregon State <sup>*</sup>	W	9-8	2,030	Kartler (4-4)	Sanders (1-5)	34-19	Devils score three in ninth to steal victory.
5/26	Oregon State <sup>*</sup>	W	5-2	1,921	Esposito (9-5)	McLemore (3-5)	35-19	Esposito and Schroyer combined for 8.1 Sho IP.

\* Pac-10 Game

<sup>^</sup> Bill Kajikawa Baseball Classic

<sup>#</sup> Bob Schaefer Memorial Classic

<sup>\$</sup> Played at SBC Bricktown Ballpark; Oklahoma City, Okla.

\*\*\*All times are local to site and subject to change\*\*\*



# Sun Devil Baseball 2002

## 2002 Arizona State Sun Devil Baseball Overall Statistics

Record: 35-19 Home: 27-8 Away: 8-11 Pac-10: 15-9

Player	AVG	GP-GS	AB	R	H	2B	3B	HR	RBI	TB	SLG%	BB	HBP	SO	GDP	OB%	SF	SH	SB-ATT	PO	A	E	FLD%
14 Andre Ethier.....	.377	44-44	167	36	63	14	3	4	46	95	.569	27	3	18	4	.465	3	0	1-4	103	3	4	.964
8 Jeremy West.....	.368	52-52	193	54	71	18	4	13	67	136	.705	27	13	31	5	.463	7	0	0-0	405	30	5	.989
28 Jon Sheaffer.....	.364	38-31	110	31	40	6	1	0	19	48	.436	14	4	19	3	.446	2	2	8-12	69	1	0	1.000
3 Sergio Garcia....	.351	45-28	97	29	34	3	0	1	13	40	.412	19	5	11	2	.479	0	1	15-19	64	87	4	.974
9 Steve Garabrants	.346	47-47	185	52	64	14	7	2	33	98	.530	32	8	39	2	.452	5	0	15-21	46	52	10	.907
11 Jeff Larish.....	.339	30-29	112	27	38	4	3	2	22	54	.482	26	0	16	3	.460	1	0	0-1	24	40	5	.928
2 Dustin Pedroia...	.333	54-54	216	49	72	13	2	1	41	92	.426	23	5	17	4	.408	1	1	5-9	49	153	3	.985
5 Dennis Wyrick....	.315	25-24	73	11	23	4	0	0	10	27	.370	6	2	12	3	.378	1	0	3-3	66	25	5	.948
62 Cesar Castillo...	.272	36-24	81	16	22	8	1	0	17	32	.395	14	3	15	2	.394	1	2	2-2	208	24	7	.971
10 Rod Allen.....	.268	52-49	194	43	52	14	1	5	47	83	.428	19	7	35	6	.353	1	1	14-16	83	2	1	.988
17 Ryan McKenna....	.265	39-20	83	15	22	3	1	1	15	30	.361	14	3	18	1	.382	2	0	2-3	28	0	0	1.000
16 Nick Cadena.....	.241	34-15	79	13	19	1	0	6	26	38	.481	5	1	20	1	.294	0	0	0-0	20	0	1	.952
-----																							
27 Bryce Kartler....	.267	9-4	15	2	4	3	0	0	4	7	.467	8	1	3	1	.542	0	0	0-0	2	13	5	.750
60 Garrett Schoenber	.250	4-0	4	0	1	0	0	0	0	1	.250	0	0	1	0	.250	0	0	0-0	0	0	0	.000
4 Doug Schutt.....	.231	30-14	52	15	12	1	1	0	4	15	.288	13	0	4	3	.373	2	3	7-8	17	0	1	.944
6 Ian Kinsler.....	.230	29-17	61	5	14	2	0	0	9	16	.262	2	0	10	1	.246	2	1	4-4	21	47	8	.895
20 Nick Walsh.....	.222	40-14	63	19	14	2	0	0	9	16	.254	19	7	12	4	.444	1	2	4-5	2	6	0	1.000
19 Joel Bocchi.....	.214	17-8	28	3	6	1	1	0	3	9	.321	6	1	5	2	.371	0	0	0-0	69	16	3	.966
39 Tuffy Gosewisch..	.128	30-12	39	6	5	0	0	0	2	5	.128	4	0	12	4	.209	0	0	0-0	117	11	1	.992
Totals.....	.311	54-54	1852	426	576	111	25	35	387	842	.455	278	63	298	51	.413	29	13	80-107	1424	575	69	.967
Opponents.....	.259	54-54	1808	277	469	77	4	34	234	656	.363	230	54	454	41	.357	20	26	74-97	1376	590	92	.955

LOB - Team (434), Opp (437). DPs turned - Team (47), Opp (64). IBB - Team (7), Allen 3, West 2, Ethier 1, Larish 1, Opp (8).  
Picked off - Kinsler 1, Sheaffer 1, Allen 1, Wyrick 1, Garcia 1, McKenna 1.

(All games Sorted by Earned run avg)

Player	ERA	W-L	APP	GS	CG	SHO/CBO	SV	IP	H	R	ER	BB	SO	2B	3B	HR	AB	B/Avg	WP	HBP	BK	SFA	SHA
12 Ryan Schroyer....	2.35	4-1	23	4	0	0/1	7	53.2	43	16	14	32	69	8	0	1	195	.221	2	5	1	2	3
48 Carlos Arguello..	2.45	3-1	12	2	0	0/0	0	29.1	30	9	8	7	22	6	0	2	115	.261	1	2	0	1	0
23 Mike Esposito....	3.47	9-5	16	16	2	0/0	0	96.0	96	50	37	31	93	14	1	5	371	.259	8	9	0	2	8
50 Robbie McClellan.	4.61	7-5	20	13	2	1/0	1	93.2	86	54	48	50	89	16	1	9	345	.249	12	6	5	7	4
47 Jered Liebeck....	5.14	2-1	13	6	0	0/0	1	42.0	50	26	24	13	38	3	0	8	169	.296	2	4	5	1	3
27 Bryce Kartler....	5.46	4-4	19	9	0	0/0	0	62.2	55	46	38	37	56	10	0	2	229	.240	11	18	4	2	5
41 Mark Sopko.....	5.74	2-2	23	0	0	0/0	1	31.1	30	24	20	17	25	7	0	3	114	.263	1	4	0	1	1
-----																							
42 Josh Smith.....	0.00	0-0	1	0	0	0/1	0	1.0	0	0	0	0	1	0	0	0	3	.000	0	0	0	0	0
54 x-Miguel Sanchez.	2.38	1-0	3	2	0	0/0	0	11.1	9	5	3	4	10	1	0	1	42	.214	1	0	1	0	1
59 Aaron Klusman....	6.45	0-0	15	0	0	0/1	1	22.1	28	17	16	18	22	4	1	0	90	.311	5	4	0	2	0
38 Josh Perrault....	6.97	0-0	9	2	0	0/1	0	10.1	20	9	8	3	8	3	0	1	49	.408	2	1	0	1	1
13 J.J. Jackson.....	7.71	3-0	14	0	0	0/0	0	21.0	22	21	18	18	21	5	1	2	86	.256	7	1	0	1	0
Totals.....	4.44	35-19	54	54	4	2/1	11	474.2	469	277	234	230	454	77	4	34	1808	.259	52	54	16	20	26
Opponents.....	7.18	19-35	54	54	3	0/0	9	458.2	576	426	366	278	298	111	25	35	1852	.311	45	63	12	29	13

PB - Team (13), Wyrick 5, Gosewisch 4, Bocchi 3, Castillo 1, Opp (11). Pickoffs - Team (6), Kartler 2, McClellan 1, Esposito 1, Schroyer 1, Sopko 1, Opp (6). SBA/ATT - Castillo (27-39), Esposito (19-22), Gosewisch (19-21), Wyrick (15-19), McClellan (14-18), Bocchi (13-15), Sopko (7-12), Kartler (9-12), Liebeck (9-11), Schroyer (5-7), Klusman (6-6), Jackson (2-4), Arguello (1-3), Sanchez (1-1), Perrault (1-1).

x-inactive player





# Sun Devil Baseball 2002


## 2002 Arizona State Sun Devil Baseball Fielding Statistics

2002 Arizona State Sun Devil Baseball  
Overall Statistics for Arizona State (as of May 26, 2002)  
(All games Sorted by Fielding pct)

Player	C	PO	A	E	FLD%	DPS	SBA	CSB	SBA%	PB	CI
28 Jon Sheaffer.....	70	69	1	0	1.000	1	0	0	---	0	0
17 Ryan McKenna.....	28	28	0	0	1.000	0	0	0	---	0	0
59 Aaron Klusman....	12	6	6	0	1.000	0	6	0	1.000	0	0
47 Jered Liebeck....	9	2	7	0	1.000	0	9	2	.818	0	0
20 Nick Walsh.....	8	2	6	0	1.000	0	0	0	---	0	0
48 Carlos Arguello..	7	1	6	0	1.000	0	1	2	.333	0	0
41 Mark Sopko.....	6	2	4	0	1.000	1	7	5	.583	0	0
38 Josh Perrault....	3	0	3	0	1.000	0	1	0	1.000	0	0
54 x-Miguel Sanchez..	1	0	1	0	1.000	0	1	0	1.000	0	0
39 Tuffy Gosewisch..	129	117	11	1	.992	0	19	2	.905	4	0
8 Jeremy West.....	440	405	30	5	.989	41	0	0	---	0	0
10 Rod Allen.....	86	83	2	1	.988	0	0	0	---	0	0
2 Dustin Pedroia...	205	49	153	3	.985	23	0	0	---	0	0
3 Sergio Garcia....	155	64	87	4	.974	23	0	0	---	0	0
62 Cesar Castillo...	239	208	24	7	.971	1	27	12	.692	1	0
19 Joel Bocchi.....	88	69	16	3	.966	0	13	2	.867	3	0
14 Andre Ethier.....	110	103	3	4	.964	2	0	0	---	0	0
50 Robbie McClellan.	24	8	15	1	.958	2	14	4	.778	0	0
16 Nick Cadena.....	21	20	0	1	.952	0	0	0	---	0	0
23 Mike Esposito....	21	4	16	1	.952	0	19	3	.864	0	0
5 Dennis Wyrick....	96	66	25	5	.948	5	15	4	.789	5	0
4 Doug Schutt.....	18	17	0	1	.944	0	0	0	---	0	0
11 Jeff Larish.....	69	24	40	5	.928	3	0	0	---	0	0
9 Steve Garabrants	108	46	52	10	.907	12	0	0	---	0	0
6 Ian Kinsler.....	76	21	47	8	.895	15	0	0	---	0	0
12 Ryan Schroyer....	9	4	4	1	.889	0	5	2	.714	0	0
27 Bryce Kartler....	20	2	13	5	.750	0	9	3	.750	0	0
13 J.J. Jackson.....	10	4	3	3	.700	0	2	2	.500	0	0
42 Josh Smith.....	0	0	0	0	.000	0	0	0	---	0	0
60 Garrett Schoenber	0	0	0	0	.000	0	0	0	---	0	0
Totals.....	2068	1424	575	69	.967	47	74	23	.763	13	0
Opponents.....	2058	1376	590	92	.955	64	80	27	.748	11	0



# Sun Devil Baseball 2002



## 2002 Arizona State Sun Devil Baseball Statistics Summary

Inning-by-inning summary:

	1	2	3	4	5	6	7	8	9	EX	Total
	--	--	--	--	--	--	--	--	--	--	-----
Arizona State	65	49	53	43	40	61	41	48	24	2	426
Opponents	23	29	35	37	34	28	45	31	15	0	277

Win-loss summary:

	W	L	T	Pct
	--	--	--	----
Total	35	19	0	.648
Conference	15	9	0	.625
Non-Conf	20	10	0	.667
Home	27	8	0	.771
Away	8	11	0	.421
Neutral	0	0	0	.000
Day	15	9	0	.625
Night	20	10	0	.667
vs Left	10	4	0	.714
vs Right	25	15	0	.625
1-Run games	5	2	0	.714
2-Run games	4	6	0	.400
5+Run games	22	5	0	.815
Extra inns	2	0	0	1.000
Shutouts	2	0	0	1.000

General summary:

Current winning streak : 4

Longest winning streak : 7

Longest losing streak : 4

Home attendance : 79007 ( 35 dates avg = 2257 )

Away attendance : 36834 ( 19 dates avg = 1938 )

Total attendance: 115841 ( 54 dates avg = 2145 )



# Sun Devil Baseball 2002

## Home Runs and Misc. Hitting Breakdown:

Player	Total	Multi-Hit Games				Multi RBI	HR Total	Home Run Breakdown						Last Home Run
		2	3	4	5+			H	A	Solo	2	3	GS	
Rod Allen	16 (52)	16	0	0	0	14	5 (11)	2	3	3	1	1	0	3/24 @ Arizona (6th inning)
Joel Bocchi	0	0	0	0	0	1	0	0	0	0	0	0	0	None
Nick Cadena	4	1	3	0	0	6	6	4	2	2	1	3	0	5/19 vs. USC
Cesar Castillo	5 (5)	4	1	0	0	5	0	0	0	0	0	0	0	None
Andre Ethier	18	8	9	1	0	13	4	1	3	0	2	2	0	4/7 @ Washington State
Sergio Garcia	7 (27)	5	1	0	1	2	1	0	1	1	0	0	0	5/12 @ Stanford
Steve Garrabrants	23 (37)	19	4	0	0	10	2	1	1	2	0	0	0	2/16/02 at FSU (6th inning)
Tuffy Gosewisch	0	0	0	0	0	0	0	0	0	0	0	0	0	None
Bryce Kartler	2 (2)	2	0	0	0	2	0	0	0	0	0	0	0	None
Ian Kinsler	2	2	0	0	0	2	0	0	0	0	0	0	0	None
Jeff Larish	10	6	2	2	0	7	2	0	2	0	1	1	0	5/10/02 at Stanford
Ryan McKenna	3 (7)	2	0	0	0	3	1	0	1	1	0	0	0	4/1/02 at UNLV (Pinch-Hit)
Dustin Pedroia	23	17	5	1	0	13	1	1	0	0	1	0	0	3/8/02 vs. UNLV (7th inning)
Doug Schutt	1 (20)	1	0	0	0	1	0	0	0	0	0	0	0	None
Jon Sheaffer	11 (12)	9	2	0	0	6	0	0	0	0	0	0	0	None
Nick Walsh	0 (6)	0	0	0	0	1	0 (1)	0	0	0	0	0	0	4/13/01 vs. Washington State
Jeremy West	25 (37)	17	5	1	0	16	13 (19)	10	3	8	1	3	1	5/26/02 vs. Oregon State
Dennis Wyrick	8 (43)	6	2	0	0	2	0	0	0	0	0	0	0	None
<b>Team Totals</b>	<b>158</b>	<b>118</b>	<b>34</b>	<b>5</b>	<b>1</b>	<b>106</b>	<b>35</b>	<b>19</b>	<b>16</b>	<b>16</b>	<b>7</b>	<b>10</b>	<b>1</b>	<b>5/26 vs. Oregon State (West)</b>

(x) = career games. Schutt's multi-hit games included from UNCG. Garcia's included from Oklahoma.

## Lineup Card - Record Breakdown:

- 1 - Garrabrants (26-13), Schutt (4-2), Pedroia (3-2), Sheaffer (0-1)  
Allen (0-1), Walsh (1-0)
- 2 - Pedroia (13-5), Walsh (9-4), McKenna (0-1), Schutt (2-3), Ethier (1-0)  
Larish (2-1), Garrabrants (2-1), Garcia (4-3)
- 3 - Allen (17-8), Garrabrants (2-1), West (0-2), Ethier (4-3), Larish (6-1),  
Pedroia (4-3)
- 4 - West (29-16), Ethier (2-4), Larish (1-0)
- 5 - Ethier (20-9), Allen (3-6), West (3-1), McKenna (3-1), Larish (2-2)  
Cadena (1-0), Kartler (1-0), Garrabrants (1-0)
- 6 - Wyrick (11-4), McKenna (3-3), Pedroia (8-7), Larish (4-4),  
Allen (4-1), Cadena (2-0), Kartler (1-0)
- 7 - Kinsler (5-1), Pedroia (4-2), Wyrick (1-2), Sheaffer (9-5), Schutt (1-1)  
Larish (1-2), Allen (4-1), Cadena (4-4), McKenna (2-1), Castillo (1-0)
- 8 - Gosewisch (7-1), Bocchi (2-3), Castillo (3-1), Sheaffer (6-3),  
Wyrick (2-2), Garcia (5-4), Cadena (3-0), Larish (0-1), Schutt (1-0),  
Pedroia (1-0), McKenna (3-2), Allen (1-1), Kartler (0-1)
- 9 - Sheaffer (5-1), Garcia (9-2), Kinsler (5-5), Castillo (9-9),  
Gosewisch (2-2), Bocchi (3-0)

## Starters By Position Breakdown:

- C - Castillo (24), Gosewisch (12), Wyrick (10), Bocchi (8)  
 1B - West (52), Larish (1), Ethier (1)  
 2B - Garrabrants (24), Garcia (21), Pedroia (8), Walsh (1)  
 3B - Larish (23), Pedroia (16), Wyrick (14)  
 SS - Pedroia (30), Kinsler (17), Garcia (7)  
 LF - Allen (49), McKenna (4), Schutt (1)  
 CF - Sheaffer (31), Schutt (9), McKenna (7), Ethier (1), Garrabrants (6)  
 RF - Ethier (42), Cadena (11), McKenna (1)  
 DH - Garrabrants (16), Walsh (14), Schutt (4), McKenna (8)  
 Larish (4), Cadena (4), Kartler (4)  
 P - Esposito (16), Schroyer (4), Kartler (9), Liebeck (6)  
 Sanchez (2), Perrault (2), McClellan (13), Arguello (2)

## Attendance (Through 5/26/02)

**Home Attendance:** 79,007 (35 games; 2,257 avg.)  
**Away Attendance:** 36,834 (19 games)  
**Total Attendance:** 115,841 (54 dates)  
**Overall Average Attendance:** 2,145 (54 Dates)

## Sun Devils Record When They Score:

Runs	0	1	2	3	4	5	6	7	8	9	10+
W-L	0-0	0-2	0-2	1-4	2-4	3-4	2-0	4-2	2-0	3-0	18-1

## Sun Devils Record When Opponent Scores:

Runs	0	1	2	3	4	5	6	7	8	9	10+
W-L	2-0	3-0	9-0	3-2	6-0	4-2	2-2	4-3	2-1	0-5	0-4

## Score By Innings In All Games:

Inning	1	2	3	4	5	6	7	8	9	Ex	Total
Opp.	23	29	35	37	34	28	45	31	15	0	277
ASU	65	49	53	43	40	61	41	48	24	2	426

## Score By Innings In Pac-10 Games:

Inning	1	2	3	4	5	6	7	8	9	Ex	Total
Opp.	14	12	17	24	14	18	26	14	6	0	138
ASU	35	17	22	16	13	20	19	24	22	2	190

## Current Hitting Streaks:

Player	2002 Longest	Career Long	Current Streak
Rod Allen	8	17	4
Joel Bocchi	3	3	0
Nick Cadena	4	4	0
Cesar Castillo	6	6	4
Andre Ethier	6	6	2
Sergio Garcia	5	5	1
Steve Garrabrants	10	11	0
Tuffy Gosewisch	4	4	0
Jeff Larish	10	10	3
Ian Kinsler	5	5	0
Ryan McKenna	7	7	1
Dustin Pedroia	9	9	7
Garrett Schoenberger	1	1	1
Doug Schutt	3	3	1
Jon Sheaffer	13	13	0
Nick Walsh	2	3	3
Jeremy West	9	9	9
Dennis Wyrick	5	9	0



# Sun Devil Baseball 2002

## Sun Devil Baseball's Record in 2002 When...

(Through 54 Games of 2002 Season)

Overall .....	35-19
At Hohokam Stadium .....	24-8
At Packard Stadium .....	3-0
Playing on the Road .....	8-11
Day Games .....	15-9
Night Games .....	20-10

Scoring 1-4 Runs .....	3-12
Scoring 5-9 Runs .....	14-6
Scoring 10-19 Runs .....	17-1
Scoring 20+ Runs .....	1-0

Opp. 5 or less runs .....	27-4
Opp. 6 or more runs .....	8-15

ASU Scores First .....	25-9
Opp. Scores First .....	10-10
Scoring in 1st Inning .....	24-6

Leading After 6 Innings .....	27-4
Trailing After 6 Innings .....	3-14
Tied After 6 Innings .....	5-1

Leading After 8 Innings .....	30-1
Trailing After 8 Innings .....	2-18
Tied After 8 Innings .....	2-0

Last At-Bat Wins .....	6
After a Win .....	21-13
After a Loss .....	12-7

Collecting 1-3 Hits .....	0-1
Collecting 4-6 Hits .....	3-3
Collecting 7-9 Hits .....	10-11
Collecting 10+ Hits .....	20-4

Out-Hitting Opponent .....	27-3
Out-Hit by Opponent .....	3-13
Hits are Tied .....	5-3

ASU is Errorless .....	12-3
ASU Makes 1 Error .....	13-8
ASU Makes 2+ Errors .....	10-8

ASU Starter Gets Decision ...	21-12
Bullpen Gets Decision .....	14-6

One-Run Games .....	5-2
Two-Run Games .....	4-6

ASU Hits 0 Home Runs .....	19-7
ASU Hits 1 Home Run .....	12-12
ASU Hits Multiple HR .....	4-0

Vs. LHP Starters .....	10-4
Vs. RHP Starters .....	25-15

In Extra Innings .....	2-0
Doubleheaders .....	0-0

Vs. Non-Conference .....	20-10
Non-Conference Home .....	19-4
Non-Conference Away .....	1-6

Vs. Pac-10 (League Games) .....	15-9
Pac-10 Home .....	8-4
Pac-10 Away .....	7-5

Vs. Top 25 Opponents* .....	8-8
Vs. Top 10 Opponents* .....	1-5
Vs. Unranked Teams* .....	27-11

\*ranked at time played

### VS. PAC-10 SCHOOLS

Arizona .....	2-1
California .....	1-2
Oregon State .....	4-0
Stanford .....	1-2
UCLA .....	2-1
USC .....	2-1
Washington .....	2-1
Washington State .....	2-1
Overall vs. Pac-10 .....	16-9

### DAYS OF THE WEEK

Monday .....	0-1
Tuesday .....	3-1
Wednesday .....	2-0
Thursday .....	1-1
Friday .....	9-7
Saturday .....	12-3
Sunday .....	8-6
Midweek Games .....	4-2
Weekend Games .....	30-17

### MONTHS OF THE YEAR

January .....	1-0
February .....	7-5
March .....	12-5
April .....	7-6
May .....	8-3

### UNIFORMS/HATS

White Sleeveless .....	20-5
Gray Sleeveless .....	6-7
Sunday Maroon .....	9-7
Maroon Mesh Hat .....	34-18
Black Hat .....	1-1

### PITCHING

Esposito Starts .....	11-5
Kartler Starts .....	5-4
Schroyer Starts .....	3-1
Perrault Starts .....	1-1
McClellan Starts .....	7-6
Sanchez Starts .....	2-0
Liebeck Starts .....	4-2
Arguello Starts .....	2-0

Starter Goes Less Than 5 .....	11-9
Starter Goes 5+ .....	24-10

### MISC. HITTING

Allen Hits HR .....	2-3
Allen Records Hit .....	28-8
Allen Multi-Hit Game .....	12-3
West Hits HR .....	8-5
West Records RBI .....	20-10
TV Games .....	2-2
Radio Games .....	19-14

Longest Win Streak .....	7 - 2x
Longest Losing Streak .....	4
Last Five Games .....	4-1
Last 10 Games .....	8-2
Last 15 Games .....	10-5
Last 20 Games .....	13-7
Current Streak .....	Won 4

Largest Winning Margin .....	18
Largest Losing Margin .....	9

Vs. Teams .500 or better .....	20-16
Vs. Teams worse than .500 .....	15-3

### LEADING OFF

Garrabrants Leads Off .....	27-13
Pedroia Leads Off .....	3-2
Schutt Leads Off .....	4-2
Sheaffer Leads Off .....	0-1
Allen Leads Off .....	0-1
Walsh Leads Off .....	1-0



# Sun Devil Baseball 2002

## Sun Devil Baseball Team and Player Superlatives

(Through 54 Games of 2002 Season)

### 2001 Arizona State Team Superlatives

#### TEAM BATTING

Most At-Bats:	45	Washington State (4/7)
Fewest At-Bats:	24	UNLV (3/8)
Most Runs (Game):	22	Washington State (4/7)
Most Runs (Inning):	10 - 4th	Portland (5/14)
Most Runs (1st Inning):	8	USC (5/19)
Fewest Runs (Game):	1	Arizona (3/24)
Most Hits (Game):	21	Washington State (4/7)
Fewest Hits (Game):	5 - 3x	Arizona (3/24)
RBI:	21	Washington State (4/7)
Doubles:	5 - 5x	Portland (5/14)
Triples:	3	Washington (3/28)
Home Runs:	4	Washington State (4/7)
Total Bases:	38	Washington State (4/7)
Walks:	11	Tennessee (2/8)
Most Strikeouts:	11 - 2x	last UCLA (4/12)
Fewest Strikeouts:	0	Oregon State (1/31)
Sacrifice Bunts:	2	LMU (3/1)
Sacrifice Flies:	3	S. Utah (2/1)
Stolen Bases:	7	St. John's (3/9)
Left on Base:	13	Oregon State (5/25)
Hit into DP:	4	California (4/19)
Hit by Pitches:	4 - 5x	Portland (5/14)

#### TEAM FIELDING

Most Putouts:	33	UCLA (4/12)
Most Assists:	19	UCLA (4/12)
Most Errors:	4 - 3x	last Notre Dame (4/26)
DPs Turned:	3 - 4x	NMSU (3/5)

#### TEAM PITCHING

Most Runs Allowed:	14	Washington (3/28)
Fewest Runs Allowed:	0 - 2x	UNLV (3/8)
Most Hits Allowed:	15	Florida State (2/15)
Fewest Hits Allowed:	3	S. Utah (2/1)
Most Strikeouts:	17	Washington (3/29)
Fewest Strikeouts:	3 - 2x	UCLA (4/13)
Most Walks:	8 - 6x	last USC (5/18)
Fewest Walks:	0 - 5x	USC (5/17)
Hit-by-Pitches:	5	Florida State (2/17)
Wild Pitches:	4	Arizona (3/24)
Balks:	3	Arizona (3/24)
Home Runs Allowed:	2 - 7x	last OSU (5/25)

#### MISCELLANEOUS

Consecutive Wins:	7 - 2x	3/1-3/10
Consecutive Losses:	4	2/15-2/22
Home Wins In a Row:	7 - 2x	3/1-3/10
Road Wins In a Row:	3	4/6-4/12
Longest Game:	3:57	Oregon State (5/24)
Shortest Game:	2:14	UNLV (3/8)
Most Innings:	11	UCLA (4/12)
Fewest Innings:	7.0 - 2x	Portland (5/14)
Most Pitchers Used:	6	Washington (3/28)
Largest Home Attendance:	3,251	Tennessee (2/9)
Largest Road Attendance:	4,467	Florida State (2/16)
Largest Overall Attendance:	4,467	Florida State (2/16)
Largest 3-Game Home Attendance:	8,441	Tennessee (2/8-10)

### 2002 Arizona State Player Superlatives

#### INDIVIDUAL BATTING

At-Bats:	6 - 9x	last Larish (OSU; 5/25)
Runs:	5	Ethier (WSU; 4/7)
Hits:	5	Garcia (USC; 5/19)
RBIs:	8	West (PORT; 5/15)
Doubles:	2 - 6x	last Garrabrants (USC; 5/19)
Triples:	1 - 25x	last Castillo (OSU; 5/26)
Home Runs:	2 - 3x	last Cadena (USC; 5/19)
Total Bases:	9 - 3x	last Cadena (USC; 5/19)
Walks:	4	Garcia (OSU; 5/24)
Strikeouts:	3 - 8x	last Castillo (WASH; 3/30)
Hit By Pitch:	3	Walsh (NMSU; 3/12)
Sacrifice Flies:	2	West (California; 4/20)
Sacrifice Bunts:	1 - 8x	last Walsh (WASH; 3/29)
Stolen Bases:	2 - 8x	last Garrabrants (PORT; 5/14)
Caught Stealing:	1 - 13x	last Sheaffer (UCLA; 4/12)
Runners LOB:	6	Pedroia (Cal; 4/19)

#### INDIVIDUAL FIELDING

Putouts:	15 - 2x	last West (UCLA; 4/12)
Putouts (non 1B/C):	7	Sheaffer (ARIZ; 3/22)
Assists:	7 - 2x	Pedroia (California; 4/21)
Errors:	3	Bocchi (WASH; 3/29)
Passed Balls:	2	Bocchi (FSU; 2/16)

#### INDIVIDUAL PITCHING

Innings Pitched:	9.0 - 3x	last Esposito (WASH; 3/29)
Runs Allowed:	8 - 2x	last Esposito (Cal; 4/19)
Walks:	8	McClellan (LMU; 3/2)
Strikeouts:	17	Sheaffer (WASH; 3/29)
Hits Allowed (S):	10 - 2x	last Esposito (WSU; 4/5)
Fewest Hits (S):	2	last Sanchez (NMSU; 3/5)
Wild Pitches:	3 - 3x	last Kartler (Arizona; 3/24)
Hit Batters:	4	Kartler (FSU; 2/17)
Balks:	3	Liebeck (UNLV; 4/1)

### Team Hitting Breakdown

	Record	AVG	AB	R	H	2B	3B	HR	RBI
Home	27-8	.327	1165	290	381	70	20	19	264
Road	8-11	.284	687	130	195	41	5	16	123
Jan/Feb	8-5	.308	432	83	133	26	8	7	73
March	12-5	.303	574	143	174	35	7	10	118
April	7-6	.297	472	104	140	28	3	10	96
May	8-3	.342	374	96	128	22	7	7	90
June	N/A								
Day	15-9	.329	840	186	276	56	11	20	174
Night	20-10	.295	1012	238	299	55	14	15	203

### Team Pitching Breakdown

	Record	ERA	IP	H	R	ER	BB	SO
Home	27-8	3.78	312.0	291	158	131	135	322
Road	7-11	5.91	153.2	168	117	101	86	124
Jan/Feb	8-5	3.47	114.0	96	54	44	55	106
March	12-5	4.45	149.2	138	88	74	76	169
April	7-6	5.12	116.0	128	81	66	51	95
May	8-3	4.74	95.0	107	54	50	47	84
June	N/A							
Day	15-9	4.48	209.0	217	126	104	107	166
Night	20-10	4.47	265.2	253	141	132	122	286



# Sun Devil Baseball 2002

## Games With At Least One Hit

Allen	37 of 52 games
Bocchi	6 of 14 games
Cadena	12 of 34 games
Castillo	16 of 27 games
Ethier	34 of 44 games
Garcia	23 of 35 games
Garrabrants	37 of 47 games
Gosewisch	5 of 19 games
Larish	21 of 30 games
Kartler	2 of 8 games
Kinsler	12 of 23 games
McKenna	19 of 31 games
Pedroia	42 of 54 games
Schutt	11 of 24 games
Sheaffer	27 of 36 games
Walsh	14 of 36 games
West	39 of 52 games
Wyrick	12 of 23 games

## Games With An RBI

Allen	28 of 52 games
Bocchi	2 of 14 games
Cadena	10 of 34 games
Castillo	10 of 27 games
Ethier	21 of 44 games
Garcia	10 of 35 games
Garrabrants	20 of 47 games
Gosewisch	2 of 19 games
Larish	10 of 30 games
Kartler	2 of 8 games
Kinsler	7 of 23 games
McKenna	11 of 31 games
Pedroia	28 of 54 games
Schutt	3 of 24 games
Sheaffer	11 of 36 games
Walsh	8 of 36 games
West	30 of 52 games
Wyrick	8 of 23 games

## Extra Base Hits

West	35
Garrabrants	23
Allen	20
Ethier	19
Pedroia	16
Larish	9
Castillo	9
Sheaffer	7
Cadena	7
McKenna	5
Wyrick	4
Garcia	4
Kartler	3
Walsh	2
Schutt	2
Kinsler	2
Bocchi	2

## Home Run Breakdown

Total Home Runs	35
Solo Home Runs	18
2-Run Home Runs	6
3-Run Home Runs	10
Grand Slams	1
Back-to-Back	0
First Inning	3
Second Inning	1
Third Inning	4
Fourth Inning	3
Fifth Inning	4
Sixth Inning	8
Seventh Inning	5
Eighth Inning	6
Ninth Inning	1

## Breaking Down the Bullpen:

Pitcher	G	2002 Season Bullpen Stats					1st Batters		Last Relief App.	IP	H	R	ER	BB	SO
		W-L-S	ERA	IP	H	R-ER	RI/S	Retired/Faced							
Arguello	10	1-1-0	2.45	22.0	22	7-6	7/2	6/10	5/26 vs. OSU	0.2	5	2	2	0	0
Jackson	14	3-0-0	7.71	21.0	22	21-18	7/4	3/14	5/25 vs. OSU	0.1	1	0	0	1	1
Kartler	10	2-1-0	5.29	17.0	13	10-10	17/7	3/10	5/25 vs. OSU (w)	1.2	1	0	0	1	0
Klusman	15	0-0-0	6.45	22.1	28	17-16	19/5	10/15	5/25 vs. OSU	2.1	4	2	2	0	2
Liebeck	7	1-1-1	4.58	17.2	19	11-9	5/0	6/7	4/13 @ UCLA	3.2	6	5	4	1	2
McClellan	7	2-2-1	4.41	16.1	16	8-8	12/4	6/7	3/12 @ NMSU	2.1	2	2	2	0	6
Perrault	7	0-0-0	5.87	7.2	15	6-5	4/4	6/7	5/18 vs. USC	1.0	2	2	2	1	0
Sanchez	1	0-0-0	0.00	2.0	2	0-0	0/0	1/1	2/15 @ FSU	2.0	2	0	0	1	1
Schroyer	19	3-0-7	1.32	34.0	22	6-5	8/2	14/19	5/26 vs. OSU	3.1	3	0	0	0	3
Sopko	23	2-2-1	5.74	31.1	30	24-20	34/8	19/23	5/25 vs. OSU	0.2	0	0	0	0	2
Smith	1	0-0-0	0.00	1.0	0	0-0	0/0	1/1	2/1 vs. SUU	1.0	0	0	0	0	1

RI = Runners Inherited S = Runners Scored \*\*Schroyer has 44 K's in his 34.0 innings as a reliever\*\*

## Charting The Bullpen:

Opponent	Date	W-L-S	Pitchers	Inning Entered	IP	H	R-ER	BB	SO
OSU	1/31	--	Jackson/Sopko	6th	4.0	1	1-0	4	4
S. Utah	2/1	--	Perrault/Klusman/Smith	7th	2.1	0	0-0	1	1
Oral Roberts	2/2	W	McClellan	6th	4.0	2	0-0	2	6
S. Utah	2/3	--	Klusman/Liebeck/Sopko	6th	3.2	1	0-0	1	1
Tennessee	2/8	W	Jackson/McClellan	6th	3.1	3	0-0	1	7
Tennessee	2/10	S	Sopko/McClellan	7th	2.1	4	3-2	2	3
Florida State	2/15	--	Klusman/Sopko/Sanchez	4th	4.2	7	4-4	3	2
Florida State	2/16	--	Arguello/McClellan	4th	5.0	3	1-1	0	3
Florida State	2/17	L	Kartler/McClellan	1st	7.1	7	6-6	4	6
CS Fullerton	2/22	--	Klusman	7th	3.0	1	0-0	0	3
CS Fullerton	2/23	W	Jackson/Sopko	5th	5.0	4	3-2	2	5
CS Fullerton	2/24	L	McClellan/Klusman	6th	3.2	3	2-2	2	4
LMU	3/1	S	Liebeck	7th	3.0	3	1-1	0	2
LMU	3/3	--	Klusman/Sopko/Schroyer	7th	2.2	4	2-2	3	4
NMSU	3/5	W/S	Jackson/Klusman/Sopko	5th	5.0	2	2-2	6	5
SJU	3/9	--	Sopko/Schroyer	8th	2.0	1	0-0	0	3
OKST	3/10	W	Jackson/Schroyer	6th	4.0	1	0-0	0	6
NMSU	3/12	L	Klusman/McClellan/Sopko/Schroyer	3rd	6.2	8	7-7	5	13
OKLA	3/15	--	Jackson	7th	3.0	2	1-1	0	3
OKLA	3/16	S	Schroyer	9th	1.0	0	0-0	1	2
OKLA	3/17	--	Sopko/Schroyer	6th	3.1	3	4-4	3	4
Arizona	3/22	W/S	Klusman/Arguello/Sopko/Schroyer	4th	5.1	4	3-2	3	5
Arizona	3/23	S	Jackson/Schroyer	7th	3.0	4	2-2	2	3
Arizona	3/24	---	Perrault/Liebeck/Klusman	5th	4.0	3	2-2	2	6
Washington	3/28	L	Sopko/Kartler/Jackson/Klusman/Arguello	7th	3.0	7	10-10	5	3
Washington	3/30	---	Sopko/Jackson/Schroyer	4th	5.2	4	4-4	3	5
UNLV	4/1	L	Liebeck/Jackson/Perrault/Schroyer	4th	5.0	7	7-4	1	3
WSU	4/5	---	Sopko	7th	2.0	3	1-1	0	0
WSU	4/6	W	Perrault/Liebeck/Schroyer	4th	5.2	9	2-1	2	4
WSU	4/7	---	Arguello	8th	2.0	3	0-0	0	2
UCLA	4/12	W	Schroyer	8th	4.0	1	0-0	3	5
UCLA	4/13	---	Klusman/Liebeck	5th	3.2	8	5-4	1	2
UCLA	4/14	---	Sopko	9th	1.0	1	0-0	0	0
Cal	4/19	---	Kartler/Perrault	6th	3.0	3	1-1	0	6
Cal	4/20	W	Arguello/Sopko/Schroyer	4th	7.0	5	1-1	4	7
Cal	4/21	---	Perrault/Sopko/Jackson/Kartler	5th	5.0	8	4-4	2	3
OKLA	4/24	W/S	Sopko/Schroyer	6th	3.2	1	0-0	2	1
ND	4/26	---	Kartler/Sopko	5th	3.2	3	3-2	2	2
NMSU	4/30	---	Arguello/Jackson/Klusman	7th	3.0	2	1-1	2	4
STAN	5/10	L	Arguello/Sopko	6th	3.0	3	2-2	1	3
STAN	5/11	S	Schroyer	6th	4.0	7	2-2	4	3
STAN	5/12	---	Sopko/Kartler	8th	0.2	0	0-0	0	2
PORT	5/14	S	Klusman	5th	3.0	7	2-2	2	3
PORT	5/15	W	Liebeck/Jackson/Kartler/Schroyer	3rd	7.0	7	4-4	5	7
USC	5/17	S	Schroyer	8th	2.0	1	1-1	0	2
USC	5/18	L	Sopko/Kartler/Perrault	7th	3.0	5	7-7	4	2
USC	5/19	W	Arguello	5.0	4.0	4	2-1	0	3
OSU	5/24	W	Sopko/Kartler/Arguello/Schroyer	3rd	7.0	5	3-1	2	7
OSU	5/25	W	Jackson/Sopko/Klusman/Kartler	5th	5.0	6	2-2	2	5
OSU	5/26	S	Arguello/Schroyer	6th	4.0	8	2-2	0	3

## Starters vs. The Bullpen

Starting Pitchers	4.37 ERA	W-L	IP	H	R	ER	BB	SO
		21-12	282.1	280	167	137	135	263
Relief Pitchers	4.54 ERA	W-L-S	IP	H	R	ER	BB	SO
		14-7-11	192.1	189	110	97	95	191





# Sun Devil Baseball 2002

## Sun Devil Pitchers -- Career Game-by-Game

### Mike Esposito • RHP • #23

2002	Opp.	S/R	W/L	IP	H	R	ER	BB-SO
1/31	Oregon St.	S	W	5.0	6	4	4	3-3
2/9	Tennessee	S	W	9.0	7	1	1	0-3
2/16	@ FSU	S	L	3.0	5	4	4	3-1
2/22	CSF	S	L	6.0	5	3	2	0-4
3/1	LMU	S	W	6.0	5	1	0	3-6
3/9	SJU	S	W	7.0	6	1	0	1-9
3/15	OKLA	S	L	6.0	7	5	2	1-10
3/23	@ ARIZ	S	W	6.0	7	4	1	2-5
3/29	WASH	S	W	9.0	8	3	2	1-17
4/5	@ WSU	S	L	6.0	10	6	4	2-3
4/12	@ UCLA	S	---	7.0	5	3	3	1-5
4/19	Cal	S	L	6.0	9	8	8	0-5
4/30	NMSU	S	W	6.0	3	1	0	3-11
5/11	@ STAN	S	W	5.0	3	0	0	4-5
5/19	USC	S	---	4.0	5	6	6	6-2
5/26	OSU	S	W	5.0	5	0	0	1-4
Season Totals:		16	9-5	96.0	96	50	37	31-93

2001	Opp.	S/R	W/L	IP	H	R	ER	BB-SO
2/3	S. Utah	R	---	1.0	3	2	2	1-1
2/10	Duke	R	---	2.0	0	0	0	0-2
2/17	Creighton	R	---	2.0	1	1	1	1-2
3/4	LSU	R	---	2.0	3	1	1	3-2
3/10	S. Florida	S	W	3.1	5	3	3	0-3
3/17	@ Cal	S	---	7.0	4	2	2	0-6
3/25	@ OSU	S	L	4.1	2	2	2	3-6
3/30	Stanford	S	L	6.0	8	5	5	3-6
4/8	@ USC	S	W	5.2	5	1	1	3-3
4/13	WSU	S	---	4.0	7	3	3	1-2
4/18	@ Okla.	S	---	5.0	3	2	1	2-6
4/27	Arizona	S	W	6.0	8	1	1	0-6
5/2	@ Tenn.	S	W	6.0	2	0	0	3-6
5/12	@ UW	S	---	4.1	5	5	4	3-2
5/18	UCLA	S	W	5.0	5	3	3	0-6
5/25	Texas Tech	S	---	5.0	5	2	2	1-4
Season Totals:		16	5-2	68.2	66	33	31	24-63

2000	Opp.	S/R	W/L	IP	H	R	ER	BB-SO
1/21	Utah	S	W	5.0	4	2	2	3-7
1/28	FAU	S	---	4.0	4	4	3	3-7
Season Totals:		2	1-0	9.0	8	4	5	6-14

### J.J. Jackson • RHP • #13

2002	Opp.	S/R	W/L	IP	H	R	ER	BB-SO
1/31	Oregon St.	R	---	3.0	1	1	0	4-3
2/8	Tennessee	R	---	0.0	1	0	0	0-0
2/22	CSF	R	W	3.1	3	3	2	2-4
3/5	NMSU	R	W	3.0	0	0	0	2-4
3/10	OKST	R	W	3.0	1	0	0	0-3
3/15	OKLA	R	---	3.0	2	1	1	0-3
3/23	@ ARIZ	R	---	1.0	3	2	2	1-2
3/28	WASH	R	---	0.0	1	3	3	2-0
3/30	WASH	R	---	1.0	1	2	2	1-0
4/1	@ UNLV	R	---	0.0	1	2	1	0-0
4/21	Cal	R	---	0.0	2	2	2	1-0
4/30	NMSU	R	---	1.0	2	1	1	0-1
5/15	PORT	R	---	2.1	3	4	4	4-0
5/25	OSU	R	---	0.1	1	0	0	1-1
Season Totals:		14	3-0	21.0	22	21	18	18-21

2001	Opp.	S/R	W/L	IP	H	R	ER	BB-SO
2/16	Creighton	R	---	1.0	1	0	0	0-1
3/3	LSU	R	---	2.1	3	3	3	4-3
3/9	S. Florida	R	---	1.0	0	0	0	0-2
3/11	S. Florida	R	---	1.0	1	1	1	1-2
3/18	@ Cal	R	---	2.0	2	2	1	2-2
3/26	@ OSU	R	---	0.0	0	1	1	1-0
4/6	@ USC	R	---	0.1	2	1	1	0-0
4/9	@ CSUF	R	---	0.2	0	0	0	0-1
4/17	@ NMSU	R	---	1.0	1	3	2	1-2
Season Totals:		9	0-0	9.1	10	11	9	9-13

### Bryce Kartler • LHP • #27

2002	Opp.	S/R	W/L	IP	H	R	ER	BB-SO
2/2	ORU	S	---	5.0	4	4	3	2-6
2/10	TENN	S	W	6.2	2	1	0	6-9
2/17	@ FSU	S	---	6.1	3	3	3	3-6
2/24	CSF	S	---	5.1	5	5	3	2-3
3/3	LMU	S	W	6.1	4	3	2	4-5
3/10	OKST	S	---	5.0	4	2	2	3-6
3/17	OKLA	S	L	5.2	10	3	3	3-6
3/24	@ ARIZ	S	L	4.0	7	8	7	5-5
3/28	WASH	R	L	0.0	1	2	2	0-0
4/6	@ WSU	S	---	3.1	3	5	4	3-2
4/13	@ UCLA	S	L	4.1	3	5	4	2-1
4/19	Cal	R	---	1.0	1	1	1	0-3
4/21	Cal	R	---	3.0	3	1	1	1-1
4/26	@ ND	R	---	0.0	0	1	1	0-0
5/12	@ STAN	R	---	0.1	0	0	0	0-1

5/15	PORT	R	---	1.2	1	0	0	0-2
5/18	USC	R	---	1.0	2	2	2	2-0
5/24	OSU	R	W	2.0	1	1	1	0-0
5/25	OSU	R	W	1.2	1	0	0	1-0
Season Totals:		18	4-4	63.2	55	46	38	37-56

2001	Opp.	S/R	W/L	IP	H	R	ER	BB-SO
2/1	S. Utah	R	---	0.1	0	0	0	0-1
2/3	S. Utah	R	---	0.1	0	0	0	0-0
2/10	Duke	R	---	0.1	2	1	1	1-0
2/17	Creighton	R	---	0.2	0	0	0	0-0
2/23	@ CSF	R	S	1.0	0	0	0	0-2
3/2	LSU	R	---	1.2	3	2	0	1-3
3/4	LSU	R	---	3.0	4	2	2	0-2
3/10	S. Florida	R	---	3.1	2	0	0	2-4
3/16	@ Cal	R	S	3.0	0	0	0	1-3
3/26	@ OSU	R	---	3.0	5	4	3	2-3
4/1	Stanford	R	---	1.0	4	3	3	0-1
4/7	@ USC	R	---	0.1	0	1	1	1-0
4/9	@ CSF	R	---	2.1	4	4	4	2-1
4/14	WSU	R	---	1.0	2	1	1	1-0
4/19	@ ORU	R	---	2.2	2	2	2	0-1
4/23	Gonzaga	R	S	0.1	1	0	0	0-1
4/29	@ Tenn	S	---	3.0	3	2	2	1-1
5/16	@ Nevada	S	---	3.1	4	2	2	2-3
5/19	UCLA	R	---	0.2	0	0	0	2-1
5/20	UCLA	R	S	2.0	4	3	3	2-4
5/26	Texas Tech	R	---	4.1	6	4	1	1-8
Season Totals:		22	0-0-4	39.0	47	31	25	21-41

2000	Opp.	S/R	W/L	IP	H	R	ER	BB-SO
3/4	Arizona	R	---	2.0	1	0	0	0-4
3/16	Maine	R	---	1.0	0	0	0	1-2
3/17	Maine	R	---	1.1	3	1	1	1-0
3/26	@ Cal	R	---	1.0	2	0	0	1-0
4/8	Oregon St.	R	---	0.2	1	1	0	0-1
4/21	UCLA	R	---	3.2	2	1	1	2-2
4/25	@ Okla.	R	---	1.1	2	2	2	5-0
4/29	@ USC	R	L	1.1	4	4	4	2-1
5/12	UW	R	S	4.0	7	5	4	2-9
Season Totals:		9	0-1-1	16.1	22	14	12	14-19

### Aaron Klusman • RHP • #59

2002	Opp.	S/R	W/L	IP	H	R	ER	BB-SO
2/1	S. Utah	R	---	1.0	0	0	0	1-0
2/3	S. Utah	R	---	1.2	0	0	0	1-0
2/15	@ FSU	R	---	1.0	4	3	3	1-0
2/22	CSF	R	---	3.0	1	0	0	0-3
2/24	CSF	R	---	1.0	0	0	0	1-2
3/3	LMU	R	---	1.0	2	1	1	2-1
3/5	NMSU	R	---	0.0	0	0	0	3-0
3/12	@ NMSU	R	---	3.2	5	4	4	2-5
3/22	@ ARIZ	R	---	1.1	2	3	2	2-1
3/24	@ ARIZ	R	---	0.2	0	0	0	0-2
3/28	WASH	R	---	1.2	1	1	1	1-2
4/13	@ UCLA	R	---	0.0	2	0	0	0-0
4/30	NMSU	R	---	1.0	0	0	0	2-1
5/14	PORT	R	---	3.0	7	2	2	2-3
5/25	OSU	R	---	2.1	4	2	2	0-2
Season Totals:		15	0-0	22.1	28	17	16	17-22

2001	Opp.	S/R	W/L	IP	H	R	ER	BB-SO
2/1	S. Utah	R	---	2.0	0	0	0	1-4
2/3	S. Utah	R	---	1.0	0	0	0	0-3
2/11	Duke	R	---	1.0	0	0	0	0-0
2/13	NMSU	R	---	1.0	0	0	0	1-2
2/18	Creighton	R	---	1.0	1	1	0	1-2
2/23	@ CSF	R	---	0.0	0	0	0	1-0
3/2	LSU	R	---	0.1	1	0	0	0-1
3/9	S. Florida	R	---	0.1	2	0	0	1-1
3/10	S. Florida	R	---	0.1	0	0	0	0-1
3/18	@ Cal	R	---	1.1	1	3	3	2-1
3/25	@ OSU	R	---	1.0	1	0	0	1-1
4/7	@ USC	R	---	0.2	0	0	0	0-1
4/9	@ CSF	R	---	2.1	0	1	1	3-5
4/14	WSU	R	W	6.0	5	1	1	1-10
4/18	@ Okla.	R	---	1.0	3	1	1	1-1
4/19	@ ORU	R	---	3.2	1	0	0	1-4
4/23	Gonzaga	R	S	1.2	2	2	2	1-4
4/27	Arizona	R	S	3.0	6	3	3	0-3
5/12	@ UW	R	---	3.0	0	0	0	1-1
5/13	@ UW	R	S	0.0	0	0	0	1-0
5/16	@ Nevada	R	---	0.1	1	0	0	0-1
5/19	@ UCLA	R	---	1.0	0	0	0	0-1
5/20	@ UCLA	R	---	0.0	2	2	2	0-0
5/26	@ TTU	R	---	0.1	1	0	0	0-0
Season Totals:		25	1-0	35.1	29	15	13	19-49

### Jered Liebeck • RHP • #47

2002	Opp.	S/R	W/L	IP	H	R	ER	BB-SO	
2/3	S. Utah	R	---	1.1	1	0	0	0-1	
3/1	LMU	R	S	3.0	3	1	1	0-2	
3/12	@ NMSU	S	---	2.0	2	1	1	0-2	
3/24	@ ARIZ	R	---	2.1	1	1	1	2-4	
4/1	@ UNLV	R	L	3.0	3	3	3	0-2	
4/6	@ WSU	R	---	2.1	3	1	0	0-1	
4/13	@ UCLA	R	---	3.2	6	5	4	1-2	
4/20	Cal	S	---	3.0	8	2	2	0-2	
4/24	@ OKLA	S	---	5.1	5	5	5	4-6	
5/10	@ STAN	S	---	5.0	5	3	3	3-3	
5/15	PORT	R	W	2.0	2	0	0	0-3	
5/17	USC	S	W	7.0	7	0	0	0-8	
5/24	OSU	S	---	2.0	4	4	4	2-2	
Season Totals:			13	2-1-1	42.0	50	26	24	12-38

# Sun Devil Baseball 2002

## Sun Devil Pitchers -- Career Game-by-Game/Home Runs

### Josh Perrault • RHP • #38

2002	Opp.	S/R	W/L	IP	H	R	ER	BB-SO
2/1	S. Utah	R	---	0.1	0	0	0	0-0
2/17	@ FSU	S	---	0.2	0	0	0	0-0
3/24	@ ARIZ	R	---	1.1	2	1	1	0-0
4/1	@ UNLV	R	---	1.1	3	1	0	0-1
4/6	@ WSU	R	---	0.1	3	1	1	1-0
4/19	Cal	R	---	2.0	2	0	0	0-3
4/21	Cal	R	---	1.2	3	1	1	0-1
5/15	PORT	S	---	2.0	5	3	3	1-3
5/18	USC	R	---	1.0	2	2	2	1-0
Season Totals:		9	0-0	10.1	17	9	8	3-9

### Ryan Schroyer • RHP • #12

2002	Opp.	S/R	W/L	IP	H	R	ER	BB-SO
2/1	S. Utah	S	W	6.2	3	0	0	3-11
2/8	Tennessee	S	---	5.2	7	4	3	3-8
2/15	@ FSU	S	L	3.1	8	5	5	5-3
2/22	CSF	S	---	4.0	3	1	1	4-3
3/3	LMU	R	---	1.0	2	1	1	1-3
3/9	SJU	R	---	1.0	0	0	0	0-2
3/10	OKST	R	---	1.0	0	0	0	0-3
3/12	NMSU	R	---	0.2	0	0	0	2-2
3/16	OKLA	R	S	1.0	0	0	0	1-2
3/17	OKLA	R	---	1.1	0	0	0	0-1
3/22	@ ARIZ	R	S	1.0	0	0	0	0-3
3/23	@ ARIZ	R	S	2.0	1	0	0	1-1
3/30	WASH	R	---	2.0	1	0	0	1-4
4/1	@ UNLV	R	---	0.2	0	1	0	1-0
4/6	@ WSU	R	W	3.0	3	0	0	0-3
4/12	@ UCLA	R	W	4.0	1	0	0	3-5
4/20	Cal	R	W	3.0	2	1	1	2-3
4/24	@ OKLA	R	S	1.0	0	0	0	0-1
5/11	@ STAN	R	S	4.0	7	2	2	4-3
5/15	PORT	R	---	1.0	1	0	0	1-2
5/17	USC	R	S	2.0	1	1	1	0-2
5/24	OSU	R	---	1.0	0	0	0	0-1
5/26	OSU	R	S	3.1	3	0	0	0-3
Season Totals:		23	4-1-7	53.2	43	16	14	32-69

2001	Opp.	S/R	W/L	IP	H	R	ER	BB-SO
2/3	S. Utah	S	W	4.2	5	0	0	0-9
2/10	Duke	S	W	5.0	1	0	0	4-5
2/17	St. Mary's	S	L	3.1	4	4	4	1-4
3/3	LSU	R	---	0.2	1	2	2	1-0
3/10	S. Florida	R	---	1.0	0	0	0	0-2
3/11	S. Florida	R	---	1.0	0	0	0	1-0
3/18	@ Cal	R	---	0.2	2	3	3	2-1
3/26	@ OSU	R	---	0.1	2	2	2	0-1
4/1	Stanford	S	---	3.1	2	1	1	3-3
4/6	@ USC	S	L	2.1	6	6	6	2-1
4/14	WSU	S	---	2.0	1	2	2	2-3
4/19	@ ORU	S	---	3.0	2	0	0	5-0
5/26	@ Fullerton	R	---	1.0	2	3	3	1-0
Season Totals:		13	2-2	28.1	28	23	23	22-29

### Mark Sopko • RHP • #41

2002	Opp.	S/R	W/L	IP	H	R	ER	BB-SO
1/31	OSU	R	---	1.0	0	0	0	0-1
2/3	S. Utah	R	---	0.2	0	0	0	0-0
2/10	TENN	R	---	1.1	3	3	2	1-1
2/15	@ FSU	R	---	1.2	1	1	1	1-1
2/22	CSF	R	---	1.2	1	0	0	0-1
3/3	LMU	R	---	0.2	0	0	0	0-0
3/5	NMSU	R	S	2.0	2	1	1	1-1
3/9	SJU	R	---	1.0	1	0	0	0-1
3/12	NMSU	R	L	0.0	1	1	1	1-0
3/17	OKLA	R	---	2.0	3	4	4	3-3
3/22	@ ARIZ	R	W	2.0	1	0	0	1-1
3/28	WASH	R	---	0.0	2	3	3	1-0
3/30	WASH	R	---	2.2	2	2	2	1-1
4/5	@ WSU	R	---	2.0	3	1	1	0-0
4/14	@ UCLA	R	---	1.0	1	0	0	0-0
4/20	Cal	R	---	1.0	0	0	0	1-2
4/21	Cal	R	---	0.1	0	0	0	0-1
4/24	@ OKLA	R	W	2.2	1	0	0	2-0
4/26	@ ND	R	---	3.2	3	2	1	2-2
5/10	@ STAN	R	---	1.0	1	0	0	0-1
5/12	@ STAN	R	---	0.1	0	0	0	0-1
5/18	USC	R	L	1.0	1	3	3	1-2
5/25	OSU	R	---	0.2	0	0	0	0-2

### Home Runs By ASU (35)

Player	Date	Opp.	Pitcher	Runners
West	2/1	S. Utah	Stoker	Solo HR
Allen	2/2	ORU	Sanderson	Solo HR
Garrabrants	2/9	TENN	Hicklen	Solo HR
Garrabrants	2/16	FSU	Varnes	Solo HR
Allen	2/17	FSU	Read	Solo HR
West	2/22	CSF	Cordero	Solo HR
West	2/24	CSF	DeJong	Solo HR
Allen	3/2	LMU	Huddy	3-Run HR
West	3/3	LMU	Lovato	3-Run HR
West	3/8	UNLV	Watts	3-Run HR
Pedroia	3/8	UNLV	Berman	3-Run HR
Ethier	3/9	SJU	Bilezikjian	3-Run HR
Allen	3/12	NMSU	Hale	2-Run HR
West	3/15	OKLA	Cherry	Solo HR
Ethier	3/23	ARIZ	Little	2-Run HR
Allen	3/24	ARIZ	Kaiser	Solo HR
West	3/28	WASH	White	3-Run HR
West	3/30	WASH	Kohn	Solo HR
McKenna	4/1	UNLV	Weinberg	Solo HR
West	4/5	WSU	Bonine	Solo HR
West	4/6	WSU	Hundt	Solo HR
West	4/7	WSU	Svendsen	2-Run HR
Ethier	4/7	WSU	Alwert	2-Run HR
Cadena	4/7	WSU	Kenyon	3-Run HR
Ethier	4/7	WSU	Freeman	3-Run HR
Larish	4/12	UCLA	Cordeiro	2-Run HR
Cadena	4/30	NMSU	Lawrence	Solo HR
Cadena	4/30	NMSU	Brown	3-Run HR
Larish	5/10	STAN	Guthrie	3-Run HR
Cadena	5/11	STAN	Hudgins	2-Run HR
Garcia	5/12	STAN	Rich	Solo HR
West	5/15	PORT	Speck	Grand Slam
Cadena	5/19	USC	Butler	Solo HR
Cadena	5/19	USC	Clark	3-Run HR
West	5/26	OSU	Kline	Solo HR

### Home Runs By Opponents (34)

Player	Date	Team	Pitcher	Runners
Barden	1/31	Oregon St.	Esposito	Solo HR
Moffett	2/8	Tennessee	Schroyer	Solo HR
Rogers	2/17	Florida St.	Kartler	2-Run HR
Burgos	2/24	CSF	McClellan	Solo HR
Veloz	3/5	NMSU	Sanchez	Solo HR
Jakubauskas	3/15	OKLA	Esposito	3-Run HR
Wyman	3/16	OKLA	McClellan	Solo HR
Fransz	3/17	OKLA	Sopko	2-Run HR
Cunningham	3/23	ARIZ	Esposito	Solo HR
Garthwaite	3/28	WASH	McClellan	2-Run HR
Wagner	3/30	WASH	Sopko	2-Run HR
Garthwaite	3/30	WASH	Jackson	2-Run HR
Ruiz	4/1	UNLV	Liebeck	Solo HR
Johnson	4/1	UNLV	Jackson	Solo HR
LaRue	4/7	WSU	McClellan	Solo HR
Arhart	4/13	UCLA	Liebeck	Solo HR
Whisler	4/14	UCLA	McClellan	Solo HR
Nicholson	4/19	Cal	Esposito	2-Run HR
Jackson	4/19	Cal	Kartler	3-Run HR
Nicholson	4/20	Cal	Liebeck	Solo HR
Jackson	4/20	Cal	Liebeck	Solo HR
Jackson	4/21	Cal	McClellan	3-Run HR
Jones	4/24	OKLA	Liebeck	3-Run HR
Kitch	4/24	OKLA	Liebeck	Solo HR
Garko	5/10	STAN	Liebeck	2-Run HR
Topham	5/10	STAN	Arguello	2-Run HR
O'Riordan	5/12	STAN	McClellan	Solo HR
Moon	5/18	USC	Sopko	3-Run HR
Metropoulos	5/18	USC	Perrault	2-Run HR
Moon	5/19	USC	Esposito	Solo HR
Udy	5/24	OSU	Liebeck	3-Run HR
Creighton	5/25	OSU	McClellan	Solo HR
Jarvis	5/25	OSU	McClellan	Solo HR
Webber	5/26	OSU	Arguello	2-Run HR

### How the Sun Devils Have Scored:

0-Out Runs	1-Out Runs	2-Out Runs	Total Runs
82	124	220	426



# Sun Devil Baseball 2002

## Starting Lineups By Batting Order

Date	Opponent	No. (Time)	Record	1	2	3	4	5	6	7	8	9
1/31	Oregon St.	1 (1)	1-0	Garrabrants	Pedroia	Allen	West	Ethier	Wyrick	Kinsler	Gosewisch	Sheaffer
2/1	S. Utah	1 (2)	2-0	Garrabrants	Pedroia	Allen	West	Ethier	Wyrick	Kinsler	Gosewisch	Sheaffer
2/2	Oral Roberts	1 (3)	3-0	Garrabrants	Pedroia	Allen	West	Ethier	Wyrick	Kinsler	Gosewisch	Sheaffer
2/3	S. Utah	1 (4)	4-0	Garrabrants	Pedroia	Allen	West	Ethier	Wyrick	Kinsler	Gosewisch	Sheaffer
2/8	Tennessee	1 (5)	5-0	Garrabrants	Pedroia	Allen	West	Ethier	Wyrick	Kinsler	Gosewisch	Sheaffer
2/9	Tennessee	1 (6)	6-0	Garrabrants	Pedroia	Allen	West	Ethier	Wyrick	Kinsler	Gosewisch	Sheaffer
2/10	Tennessee	2 (1)	1-0	Schutt	Walsh	Garrabrants	Ethier	Allen	McKenna	Pedroia	Bocchi	Garcia
2/15	Fla. State	1 (7)	6-1	Garrabrants	Pedroia	Allen	West	Ethier	Wyrick	Kinsler	Gosewisch	Sheaffer
2/16	Fla. State	3 (1)	0-1	Garrabrants	McKenna	Allen	West	Ethier	Pedroia	Wyrick	Bocchi	Kinsler
2/17	Fla. State	4 (1)	0-1	Garrabrants	Walsh	Allen	West	Ethier	Pedroia	Sheaffer	Castillo	Kinsler
2/22	CS Fullerton	5 (1)	0-1	Garrabrants	Schutt	West	Ethier	Allen	Wyrick	Pedroia	Sheaffer	Kinsler
2/23	CS Fullerton	6 (1)	1-0	Garrabrants	Schutt	Allen	Ethier	West	Wyrick	Pedroia	Sheaffer	Kinsler
2/24	CS Fullerton	7 (1)	0-1	Garrabrants	Schutt	Allen	West	Ethier	Wyrick	Pedroia	Sheaffer	Kinsler
3/1	LMU	7 (2)	1-1	Garrabrants	Schutt	Allen	West	Ethier	Wyrick	Pedroia	Sheaffer	Kinsler
3/2	LMU	8 (1)	1-0	Garrabrants	Walsh	Allen	West	Ethier	Pedroia	Wyrick	Sheaffer	Kinsler
3/3	LMU	9 (1)	1-0	Garrabrants	Walsh	Allen	West	Ethier	Pedroia	Sheaffer	Wyrick	Garcia
3/5	NMSU	9 (2)	2-0	Garrabrants	Walsh	Allen	West	Ethier	Pedroia	Sheaffer	Wyrick	Garcia
3/8	UNLV	10 (1)	1-0	Garrabrants	Walsh	Allen	West	Ethier	Pedroia	Sheaffer	Gosewisch	Garcia
3/9	SJU	11 (1)	1-0	Garrabrants	Walsh	Allen	West	Ethier	Pedroia	Schutt	Wyrick	Garcia
3/10	OKST	12 (1)	1-0	Pedroia	Walsh	Allen	West	Ethier	Wyrick	Sheaffer	Garcia	Kinsler
3/12	NMSU	13 (1)	0-1	Pedroia	Walsh	Allen	West	Ethier	McKenna	Schutt	Garcia	Castillo
3/15	OKLA	14 (1)	0-1	Sheaffer	Walsh	Allen	West	Ethier	Pedroia	Wyrick	Garcia	Kinsler
3/16	OKLA	15 (1)	1-0	Pedroia	Ethier	Allen	West	McKenna	Larish	Sheaffer	Garcia	Gosewisch
3/17	OKLA	16 (1)	0-1	Pedroia	Schutt	Ethier	West	Allen	McKenna	Larish	Bocchi	Garcia
3/22	Arizona	17 (1)	1-0	Garrabrants	Pedroia	Allen	West	Ethier	Larish	Sheaffer	Garcia	Gosewisch
3/23	Arizona	18 (1)	1-0	Garrabrants	Pedroia	Allen	West	Ethier	Wyrick	Sheaffer	Bocchi	Garcia
3/24	Arizona	19 (1)	0-1	Allen	Pedroia	Ethier	West	Larish	McKenna	Sheaffer	Bocchi	Garcia
3/28	Washington	20 (1)	0-1	Garrabrants	Larish	Allen	West	Ethier	Pedroia	Sheaffer	Wyrick	Gosewisch
3/29	Washington	21 (1)	1-0	Garrabrants	Pedroia	Allen	West	Ethier	Wyrick	Sheaffer	Cadena	Bocchi
3/30	Washington	22 (1)	1-0	Schutt	Pedroia	Larish	West	Ethier	Wyrick	Sheaffer	Garcia	Castillo
4/1	UNLV	23 (1)	0-1	Garrabrants	Pedroia	Larish	West	Ethier	Allen	Sheaffer	Wyrick	Castillo
4/5	WSU	24 (1)	0-1	Garrabrants	Pedroia	Allen	West	Ethier	Wyrick	Sheaffer	Larish	Castillo
4/6	WSU	25 (1)	1-0	Garrabrants	Walsh	Larish	West	Ethier	McKenna	Pedroia	Schutt	Castillo
4/7	WSU	26 (1)	1-0	Garrabrants	Larish	Ethier	West	Cadena	McKenna	Sheaffer	Pedroia	Castillo
4/12	UCLA	27 (1)	1-0	Garrabrants	Larish	Ethier	West	McKenna	Pedroia	Allen	Sheaffer	Castillo
4/13	UCLA	28 (1)	0-1	Garrabrants	Larish	West	Ethier	Allen	Pedroia	Cadena	Garcia	Castillo
4/14	UCLA	29 (1)	1-0	Garrabrants	Walsh	Ethier	West	Larish	Pedroia	McKenna	Sheaffer	Castillo
4/19	Cal	29 (2)	1-1	Garrabrants	Walsh	Ethier	West	Larish	Pedroia	McKenna	Sheaffer	Castillo
4/20	Cal	30 (1)	1-0	Garrabrants	Pedroia	Garrabrants	Ethier	West	Larish	Allen	McKenna	Castillo
4/21	Cal	31 (1)	0-1	Schutt	Pedroia	Garrabrants	Ethier	West	Larish	Allen	Garcia	Gosewisch
4/24	OKLA	32 (1)	1-0	Schutt	Garrabrants	Ethier	West	McKenna	Pedroia	Larish	Allen	Bocchi
4/26	ND	33 (1)	0-1	Schutt	Garrabrants	Ethier	West	McKenna	Pedroia	Larish	Allen	Castillo
4/30	NMSU	34 (1)	1-0	Garrabrants	Garcia	Pedroia	West	Larish	Allen	McKenna	Cadena	Castillo
5/10	STAN	35 (1)	0-1	Garrabrants	Garcia	Pedroia	West	Allen	Larish	Cadena	McKenna	Castillo
5/11	STAN	35 (2)	1-1	Garrabrants	Garcia	Pedroia	West	Allen	Larish	Cadena	McKenna	Castillo
5/12	STAN	35 (3)	1-2	Garrabrants	Garcia	Pedroia	West	Allen	Larish	Cadena	McKenna	Castillo
5/14	PORT	36 (1)	1-0	Garrabrants	Garcia	Pedroia	Larish	West	Cadena	Allen	McKenna	Castillo
5/15	PORT	37 (1)	1-0	Pedroia	Garrabrants	Larish	West	Kartler	Allen	Cadena	Garcia	Bocchi
5/17	USC	38 (1)	1-0	Garrabrants	Pedroia	Larish	West	Allen	Kartler	Castillo	Cadena	Garcia
5/18	USC	39 (1)	0-1	Garrabrants	Garcia	Pedroia	West	Allen	Larish	Cadena	Kartler	Castillo
5/19	USC	40 (1)	1-0	Garrabrants	Garcia	Pedroia	Larish	Allen	Castillo	Kartler	Cadena	McKenna
5/24	OSU	41 (1)	1-0	Garrabrants	Pedroia	Larish	West	Ethier	Allen	Cadena	Castillo	Garcia
5/25	OSU	41 (2)	2-0	Garrabrants	Pedroia	Larish	West	Ethier	Allen	Cadena	Castillo	Garcia
5/26	OSU	42 (1)	1-0	Walsh	Garcia	Pedroia	West	Garrabrants	Cadena	Allen	Castillo	Kinsler

## 2002 Pinch Hitting Breakdown

Player	AB	AVG.	H	2B	3B	HR	RBI
Kinsler	1	1.000	1	0	0	0	1
Allen	3	.667	2	2	0	0	4
Garcia	2	.500	1	0	0	0	0
McKenna	9	.556	5	2	0	1	3
Schutt	9	.333	3	0	1	0	0
Bocchi	3	.333	1	0	0	0	0
Walsh	22	.318	7	1	0	0	3
Cadena	17	.059	1	0	0	0	2
Sheaffer	1	.000	0	0	0	0	0
Schoenberger	4	.250	0	0	0	0	0
Kartler	2	.000	0	0	0	0	0
Larish	1	.000	0	0	0	0	0
Kinsler	1	.000	0	0	0	0	0
<b>Team Totals:</b>	<b>75</b>	<b>.293</b>	<b>22</b>	<b>5</b>	<b>1</b>	<b>1</b>	<b>13</b>



# Sun Devil Baseball 2002

## Starting Lineups By Position

Date	Opponent	No. (Time)	Record	1B	2B	SS	3B	LF	CF	RF	C	DH
1/31	Oregon St.	1 (1)	1-0	West	Pedroia	Kinsler	Wyrick	Allen	Sheaffer	Ethier	Gosewisch	Garrabrants
2/1	S. Utah	1 (2)	2-0	West	Pedroia	Kinsler	Wyrick	Allen	Sheaffer	Ethier	Gosewisch	Garrabrants
2/2	Oral Roberts	1 (3)	3-0	West	Pedroia	Kinsler	Wyrick	Allen	Sheaffer	Ethier	Gosewisch	Garrabrants
2/3	S. Utah	1 (4)	4-0	West	Pedroia	Kinsler	Wyrick	Allen	Sheaffer	Ethier	Gosewisch	Garrabrants
2/8	Tennessee	1 (5)	5-0	West	Pedroia	Kinsler	Wyrick	Allen	Sheaffer	Ethier	Gosewisch	Garrabrants
2/9	Tennessee	1 (6)	6-0	West	Pedroia	Kinsler	Wyrick	Allen	Sheaffer	Ethier	Gosewisch	Garrabrants
2/10	Tennessee	2 (1)	1-0	Ethier	Garrabrants	Garcia	Pedroia	Allen	Schutt	McKenna	Bocchi	Walsh
2/15	Fla. State	1 (7)	6-1	West	Pedroia	Kinsler	Wyrick	Allen	Sheaffer	Ethier	Gosewisch	Garrabrants
2/16	Fla. State	3 (1)	0-1	West	Pedroia	Kinsler	Wyrick	Allen	McKenna	Ethier	Bocchi	Garrabrants
2/17	Fla. State	4 (1)	0-1	West	Garrabrants	Kinsler	Pedroia	Allen	Sheaffer	Ethier	Castillo	Walsh
2/22	CS Fullerton	5 (1)	0-1	West	Garrabrants	Kinsler	Pedroia	Allen	Sheaffer	Ethier	Wyrick	Schutt
2/23	CS Fullerton	5 (2)	1-1	West	Garrabrants	Kinsler	Pedroia	Allen	Sheaffer	Ethier	Wyrick	Schutt
2/24	CS Fullerton	5 (3)	1-2	West	Garrabrants	Kinsler	Pedroia	Allen	Sheaffer	Ethier	Wyrick	Schutt
3/1	LMU	5 (4)	2-2	West	Garrabrants	Kinsler	Pedroia	Allen	Sheaffer	Ethier	Wyrick	Schutt
3/2	LMU	6 (1)	1-0	West	Garrabrants	Kinsler	Pedroia	Allen	Sheaffer	Ethier	Wyrick	Walsh
3/3	LMU	7 (1)	1-0	West	Garrabrants	Garcia	Pedroia	Allen	Sheaffer	Ethier	Wyrick	Walsh
3/5	NMSU	7 (2)	2-0	West	Garrabrants	Garcia	Pedroia	Allen	Sheaffer	Ethier	Wyrick	Walsh
3/8	UNLV	8 (1)	1-0	West	Garrabrants	Garcia	Pedroia	Allen	Sheaffer	Ethier	Gosewisch	Walsh
3/9	SJU	9 (1)	1-0	West	Garrabrants	Garcia	Pedroia	Allen	Schutt	Ethier	Wyrick	Walsh
3/10	OKST	10 (1)	1-0	West	Garcia	Kinsler	Pedroia	Allen	Sheaffer	Ethier	Wyrick	Walsh
3/12	NMSU	11 (1)	0-1	West	Walsh	Garcia	Pedroia	Allen	Schutt	Ethier	Castillo	McKenna
3/15	OKLA	10 (2)	1-1	West	Garcia	Kinsler	Pedroia	Allen	Sheaffer	Ethier	Wyrick	Walsh
3/16	OKLA	12 (1)	1-0	West	Garcia	Pedroia	Larish	Allen	Sheaffer	Ethier	Gosewisch	McKenna
3/17	OKLA	13 (1)	0-1	West	Garcia	Pedroia	Larish	Allen	Sheaffer	Ethier	Bocchi	McKenna
3/22	Arizona	14 (1)	1-0	West	Garcia	Pedroia	Larish	Allen	Sheaffer	Ethier	Gosewisch	Garrabrants
3/23	Arizona	15 (1)	1-0	West	Garcia	Pedroia	Wyrick	Allen	Sheaffer	Ethier	Bocchi	Garrabrants
3/24	Arizona	13 (2)	0-2	West	Garcia	Pedroia	Larish	Allen	Sheaffer	Ethier	Bocchi	McKenna
3/28	Washington	14 (1)	0-1	West	Garrabrants	Pedroia	Wyrick	Allen	Sheaffer	Ethier	Gosewisch	Larish
3/29	Washington	15 (1)	1-0	West	Garrabrants	Pedroia	Wyrick	Allen	Sheaffer	Ethier	Bocchi	Cadena
3/30	Washington	16 (1)	1-0	West	Garcia	Pedroia	Wyrick	Schutt	Sheaffer	Ethier	Castillo	Larish
4/1	UNLV	17 (1)	0-1	West	Garrabrants	Pedroia	Wyrick	Allen	Sheaffer	Ethier	Castillo	Larish
4/5	WSU	17 (2)	0-2	West	Garrabrants	Pedroia	Wyrick	Allen	Sheaffer	Ethier	Castillo	Larish
4/6	WSU	18 (1)	1-0	West	Garrabrants	Pedroia	Larish	McKenna	Schutt	Ethier	Castillo	Walsh
4/7	WSU	19 (1)	1-0	West	Garrabrants	Pedroia	Larish	McKenna	Sheaffer	Ethier	Castillo	Cadena
4/12	UCLA	20 (1)	1-0	West	Garrabrants	Pedroia	Larish	Allen	Sheaffer	Ethier	Castillo	McKenna
4/13	UCLA	21 (1)	0-1	West	Garcia	Pedroia	Larish	Allen	Ethier	Cadena	Castillo	Garrabrants
4/14	UCLA	22 (1)	1-0	West	Garrabrants	Pedroia	Larish	McKenna	Sheaffer	Ethier	Castillo	Walsh
4/19	Cal	22 (2)	1-1	West	Garrabrants	Pedroia	Larish	McKenna	Sheaffer	Ethier	Castillo	Walsh
4/20	Cal	23 (1)	1-0	West	Garrabrants	Pedroia	Larish	Allen	Schutt	Ethier	Castillo	McKenna
4/21	Cal	24 (1)	0-1	West	Garcia	Pedroia	Larish	Allen	Schutt	Ethier	Gosewisch	Garrabrants
4/24	OKLA	25 (1)	1-0	West	Garrabrants	Pedroia	Larish	Allen	Schutt	Ethier	Bocchi	McKenna
4/26	ND	23 (2)	1-1	West	Garrabrants	Pedroia	Larish	Allen	Schutt	Ethier	Castillo	McKenna
4/30	NMSU	26 (1)	1-0	West	Garcia	Pedroia	Larish	Allen	McKenna	Cadena	Castillo	Garrabrants
5/10	STAN	26 (2)	1-1	West	Garcia	Pedroia	Larish	Allen	McKenna	Cadena	Castillo	Garrabrants
5/11	STAN	26 (3)	2-1	West	Garcia	Pedroia	Larish	Allen	McKenna	Cadena	Castillo	Garrabrants
5/12	STAN	26 (4)	2-2	West	Garcia	Pedroia	Larish	Allen	McKenna	Cadena	Castillo	Garrabrants
5/14	PORT	26 (5)	3-2	West	Garcia	Pedroia	Larish	Allen	McKenna	Cadena	Castillo	Garrabrants
5/15	PORT	27 (1)	1-0	West	Garcia	Pedroia	Larish	Allen	Garrabrants	Cadena	Bocchi	Kartler
5/17	USC	28 (1)	1-0	West	Garcia	Pedroia	Larish	Allen	Garrabrants	Cadena	Castillo	Kartler
5/18	USC	28 (2)	1-1	West	Garcia	Pedroia	Larish	Allen	Garrabrants	Cadena	Castillo	Kartler
5/19	USC	29 (1)	1-0	Larish	Garrabrants	Garcia	Pedroia	Allen	McKenna	Cadena	Castillo	Kartler
5/24	OSU	30 (1)	1-0	West	Garcia	Pedroia	Larish	Allen	Garrabrants	Ethier	Castillo	Cadena
5/25	OSU	30 (2)	2-0	West	Garcia	Pedroia	Larish	Allen	Garrabrants	Ethier	Castillo	Cadena
5/26	OSU	31 (1)	1-0	West	Garcia	Kinsler	Pedroia	Allen	Garrabrants	Cadena	Castillo	Walsh

### Series Pitching Breakdown:

### Series Batting Breakdown:

	W-L	ERA	IP	H	R	ER	BB	SO
Tourney 1	4-0	2.00	36.0	22	11	8	17	36
Tennessee	3-0	2.00	27.0	23	9	6	12	30
FSU	0-3	7.50	24.0	30	20	20	16	18
CSF	1-2	3.33	27.0	21	14	10	10	22
LMU	3-0	2.00	27.0	19	9	6	18	23
Tourney-2	3-0	0.72	25.0	16	3	2	4	34
Oklahoma	1-2	4.67	27.0	29	17	14	11	33
Arizona	2-1	6.23	26.0	29	23	18	19	25
Washington	2-1	7.33	27.0	31	23	22	11	29
WSU	2-1	4.85	26.0	37	18	14	10	19
UCLA	2-1	4.18	28.0	22	15	13	13	17
Cal	1-2	5.79	28.0	38	21	18	8	26
STAN	1-2	3.60	25.0	24	10	10	16	20
PORT	2-0	5.06	16.0	22	9	9	10	16
USC	2-1	5.33	27.0	25	18	16	14	22
OSU	3-0	5.00	27.0	36	17	15	8	26

	AVG	AB	R	H	RBI	2B-3B-HR	BB-SO
Tourney 1	.353	133	36	47	30	9-3-2	24-13
Tennessee	.301	93	20	28	20	4-3-2	20-13
FSU	.306	108	11	33	11	7-1-2	4-21
CSF	.255	98	16	25	12	6-1-2	9-12
LMU	.363	102	32	37	28	6-1-2	20-17
Tourney-2	.287	87	28	25	26	6-0-3	18-14
Oklahoma	.257	101	14	26	13	5-3-1	5-24
Arizona	.274	106	20	29	18	8-0-2	13-13
Washington	.373	110	32	41	28	6-3-2	22-20
WSU	.330	115	39	38	37	9-0-6	23-15
UCLA	.296	115	21	34	20	4-1-1	14-17
Cal	.265	102	12	27	9	4-1-0	16-22
STAN	.283	106	14	30	14	3-2-3	9-15
PORT	.416	65	30	27	29	7-2-1	17-5
USC	.340	100	25	34	24	7-1-2	17-20
OSU	.359	103	27	37	23	4-2-1	21-12





# Sun Devil Baseball 2002

## Game-by-Game Capsules:

### GAME 13

#### #12 CS Fullerton 7, SUN DEVILS 5

Feb. 24, 2002 at Hohokam Stadium

	<u>1</u>	<u>2</u>	<u>3</u>	<u>4</u>	<u>5</u>	<u>6</u>	<u>7</u>	<u>8</u>	<u>9</u>		<u>R</u>	<u>H</u>	<u>E</u>
CSF	0	0	1	0	1	4	0	0	1	-	7	8	2
ASU	2	2	0	1	0	0	0	0	0	-	5	9	2

W: DeJong (3-0); L: McClellan (2-2); S: Cordero (4)

HR: West (3), Burgos (1)

Time: 2:46 Attendance: 2,566 Record: 8-5

**HIGHLIGHTS:** After building a 5-2 lead after five innings, the Sun Devils relinquished the lead with No. 12 Cal State Fullerton scoring four runs in the sixth inning to gain a 6-5 lead as they went on to win 7-5 in the series finale. Robbie McClellan picked up the loss by giving up two runs in 2.2 innings of work. Jeremy West had a triple and a home run in the loss, while Andre Ethier, Steve Garabrants and Jon Sheaffer all tabbed two hits each. The loss was ASU's fifth in the last six games, with four of those losses coming by two or less runs.

### GAME 14

#### SUN DEVILS 15, Loyola Marymount 2

March 1, 2002 at Hohokam Stadium

	<u>1</u>	<u>2</u>	<u>3</u>	<u>4</u>	<u>5</u>	<u>6</u>	<u>7</u>	<u>8</u>	<u>9</u>		<u>R</u>	<u>H</u>	<u>E</u>
LMU	0	1	0	0	0	0	0	0	1	-	2	8	4
ASU	0	3	1	1	3	4	3	0	x	-	15	16	3

W: Esposito (3-2); L: Jenson (1-3); S: Liebeck (1)

HR: None

Time: 3:23 Attendance: 1,956 Record: 9-5

**HIGHLIGHTS:** After dropping five of their last six, the Sun Devils came alive with a solid pitching performance from Mike Esposito and an explosive offensive outburst with 16 hits and 15 runs. Andre Ethier picked up his eighth multi-hit game of the year by going 3-for-5 with three runs scored and senior Jon Sheaffer had a career-high four RBI in the victory. Steve Garabrants fell a home run short of the cycle by going 3-for-5 with a season-high two RBI. Esposito struck out six and did not allow an earned run in his six inning outing to improve to 3-2 on the year. Junior Jered Liebeck picked up his first career save by throwing three solid innings out of the bullpen.

### GAME 15

#### SUN DEVILS 7, Loyola Marymount 2

March 2, 2002 at Hohokam Stadium

	<u>1</u>	<u>2</u>	<u>3</u>	<u>4</u>	<u>5</u>	<u>6</u>	<u>7</u>	<u>8</u>	<u>9</u>		<u>R</u>	<u>H</u>	<u>E</u>
LMU	0	1	1	0	0	0	0	0	0	-	2	3	3
ASU	3	1	0	0	0	0	3	0	x	-	7	7	0

W: McClellan (3-2); L: Muecke (1-3); S: None

HR: Allen (3)

Time: 2:46 Attendance: 2,129 Record: 10-5

**HIGHLIGHTS:** Robbie McClellan threw a complete-game three-hitter on 133 pitches to help lead the Sun Devils to a 7-2 victory over Loyola Marymount on a cold and blustery night at Hohokam Stadium. The Devils led 4-2 after six innings before Rod Allen hit a towering three-run home run in the seventh to give ASU the 7-2 lead. McClellan allowed only two runs (one earned) and struck out six. He also walked a career-high eight batters. Steve Garabrants (2x3) was the only Devil with more than one hit and center fielder Jon Sheaffer extended his hitting streak to a career-high nine games.

### GAME 16

#### SUN DEVILS 10, Loyola Marymount 5

March 3, 2002 at Hohokam Stadium

	<u>1</u>	<u>2</u>	<u>3</u>	<u>4</u>	<u>5</u>	<u>6</u>	<u>7</u>	<u>8</u>	<u>9</u>		<u>R</u>	<u>H</u>	<u>E</u>
LMU	0	0	0	0	0	0	3	1	1	-	5	8	0
ASU	1	0	5	1	0	0	0	3	x	-	10	14	2

W: Kartler (2-0); L: Lovato (0-2); S: None

HR: West (4)

Time: 3:35 Attendance: 2,164 Record: 11-5

**HIGHLIGHTS:** Jeremy West was 2-for-4 with four RBI and a three-run home runs as the Devils earned a series sweep of LMU with a 10-5 win. Steve Garabrants notched his 10th multi-hit game of the year with a 2-for-4 game. Starter Bryce Kartler had a two-hitter through six complete innings and picked up the win to improve to 2-0 on the year. Every Sun Devil player that saw action recorded at least one hit in the game.

### GAME 17

#### SUN DEVILS 10, New Mexico State 5

March 5, 2002 at Hohokam Stadium

	<u>1</u>	<u>2</u>	<u>3</u>	<u>4</u>	<u>5</u>	<u>6</u>	<u>7</u>	<u>8</u>	<u>9</u>		<u>R</u>	<u>H</u>	<u>E</u>
NMSU	1	0	0	2	0	0	0	1	1	-	5	4	2
ASU	2	0	1	0	0	4	0	3	x	-	10	8	1

W: Jackson (2-0); L: Jackson (1-2); S: Sopko (1)

HR: Veloz (1)

Time: 2:45 Attendance: 1,541 Record: 12-5

**HIGHLIGHTS:** The Sun Devils scored seven late-inning runs to secure a 10-5 win over New Mexico State. ASU relief pitcher J.J. Jackson threw three hitless and scoreless innings to pick up the win, striking out a career-high five batters. Seniors Sergio Garcia and Jon Sheaffer led ASU with two hits each as the Sun Devils improved to 24-1 all-time vs. NMSU.

### GAME 18

#### SUN DEVILS 10, UNLV 0

March 8, 2002 at Packard Stadium

	<u>1</u>	<u>2</u>	<u>3</u>	<u>4</u>	<u>5</u>	<u>6</u>	<u>7</u>		<u>R</u>	<u>H</u>	<u>E</u>
UNLV	0	0	0	0	0	0	0	-	0	4	0
ASU	1	1	0	1	3	2	2	-	10	9	0

W: McClellan (4-2); L: Puppo (1-1); S: None

HR: West (5), Pedroia (1)

Time: 2:14 Attendance: 2,254 Record: 13-5

**HIGHLIGHTS:** Junior starting pitcher Robbie McClellan pitched his second consecutive complete game, shutting out the UNLV Rebels 10-0 in a mercy-rule shortened seven-inning game. The win extended ASU's winning streak to five games and six of the last seven. McClellan struck out a career-high 10 batters and allowed only four hits to improve to 4-2 on the year. Head coach Pat Murphy picked up his 600th career victory at the Division I level as the Devils scored 10 runs in the third straight game. Freshman Dustin Pedroia belted his first career home run in the seventh inning to end the game and sophomore first baseman Jeremy West, a Las Vegas native, hit his fifth homer of the year and fourth in the last eight games.

### GAME 19

#### SUN DEVILS 11, St. John's 1

March 9, 2002 at Packard Stadium

	<u>1</u>	<u>2</u>	<u>3</u>	<u>4</u>	<u>5</u>	<u>6</u>	<u>7</u>	<u>8</u>	<u>9</u>		<u>R</u>	<u>H</u>	<u>E</u>
SJU	0	0	0	1	0	0	0	0	0	-	1	7	4
ASU	2	0	0	0	0	4	5	0	x	-	11	11	1

W: Esposito (4-2); L: Bilezikjian (1-1); S: None

HR: Ethier (1)

Time: 3:01 Attendance: 2,187 Record: 14-5

**HIGHLIGHTS:** ASU extended its winning streak to six games with a strong starting pitching performance from Mike Esposito. Esposito struck out a career-high nine batters and did not allow an earned run in seven strong innings to pick up the win. Andre Ethier drove home a career high five runs, including a big three-run home run in the four-run sixth inning. Senior Jon Sheaffer extended his hitting streak to 13 games with a two-run double in the seventh inning.

### GAME 20

#### SUN DEVILS 7, #12 Oklahoma State 2

March 10, 2002 at Packard Stadium

	<u>1</u>	<u>2</u>	<u>3</u>	<u>4</u>	<u>5</u>	<u>6</u>	<u>7</u>	<u>8</u>	<u>9</u>		<u>R</u>	<u>H</u>	<u>E</u>
OSU	0	0	0	1	1	0	0	0	0	-	2	5	2
ASU	0	0	0	0	0	0	0	7	x	-	7	5	0

W: Jackson (3-0); L: Rhodes (1-1); S: None

HR: Nones

Time: 3:00 Attendance: 2,220 Record: 15-5

**HIGHLIGHTS:** Rod Allen hit a bases clearing double as part of a seven-run eighth inning to lead the Devils to a 7-2 win over No. 12/21 Oklahoma State. Trailing 2-0 heading into the bottom of the eighth, ASU unloaded on the Cowboys with seven walks, two hits and a hit-by-pitch. Reliever J.J. Jackson improved to 3-0 with three hitless and scoreless innings out of the bullpen. Leadoff hitter Dustin Pedroia was the only Sun Devil to record a multi-hit game.

### GAME 21

#### New Mexico State 8, SUN DEVILS 7

March 12, 2002 at Presley Askeew Field

	<u>1</u>	<u>2</u>	<u>3</u>	<u>4</u>	<u>5</u>	<u>6</u>	<u>7</u>	<u>8</u>	<u>9</u>		<u>R</u>	<u>H</u>	<u>E</u>
ASU	1	1	1	2	1	0	0	1	0	-	7	9	1
NMSU	0	0	3	2	0	0	1	0	2	-	8	10	4

W: Garretson (1-0); L: Sopko (0-1); S: None

HR: Allen (4)

Time: 3:15 Attendance: 641 Record: 15-6

**HIGHLIGHTS:** Arizona State scored in each of the first five innings and held a 7-6 lead heading into the bottom of the ninth inning, but the NMSU Aggies scored to in their final at-bat to gain a come-from-behind 8-7 lead. Rod Allen was 2-for-5 with a season-high four RBI, including his fourth home run of the year. Back-to-back doubles to lead off the ninth inning led to the tying and game-winning runs to cross the plate.

### GAME 22

#### Oklahoma 6, SUN DEVILS 3

March 15, 2002 at Hohokam Stadium

	<u>1</u>	<u>2</u>	<u>3</u>	<u>4</u>	<u>5</u>	<u>6</u>	<u>7</u>	<u>8</u>	<u>9</u>		<u>R</u>	<u>H</u>	<u>E</u>
OU	0	0	4	0	1	0	0	1	0	-	6	9	1
ASU	0	1	0	1	0	0	0	1	0	-	3	8	2

W: Cherry (3-2); L: Esposito (4-3); S: Purcey (3)

HR: West (6), Jakubauskas (5)

Time: 3:05 Attendance: 2,242 Record: 15-7

**HIGHLIGHTS:** Two errors by ASU shortstop Ian Kinsler in the third inning opened up the flood gates for a four-run inning that was capped by a three-run home run by OU right fielder Chris Jakubauskas. Starter Mike Esposito gave up only two earned runs in six innings and struck out a career-high 10 batters in picking up the tough-luck loss. Jeremy West hit his team-leading sixth home run of the year and his fifth in the last 10 games. Sophomore J.J. Jackson was impressive again out of the bullpen, giving up only one run in three innings.

### GAME 23

#### SUN DEVILS 6, Oklahoma 4

March 16, 2002 at Hohokam Stadium

	<u>1</u>	<u>2</u>	<u>3</u>	<u>4</u>	<u>5</u>	<u>6</u>	<u>7</u>	<u>8</u>	<u>9</u>		<u>R</u>	<u>H</u>	<u>E</u>
OU	0	0	0	0	3	0	1	0	0	-	4	7	2
ASU	2	0	0	0	0	3	0	1	x	-	6	11	0

W: McClellan (5-2); L: Roberts (3-2); S: Schroyer (1)

HR: Wyman (1)

Time: 2:34 Attendance: 2,654 Record: 16-7

**HIGHLIGHTS:** Freshman Jeff Larish made his ASU debut with a 3-for-4 performance, including a triple and two singles to help lead the Devils to a 6-4 win over a streaking Oklahoma squad. Jon Sheaffer was 2-for-4 with two clutch run-scoring singles late in the game. Starter Robbie McClellan won his third consecutive start by striking out eight and scattering seven hits in seven innings. Sophomore Ryan Schroyer picked up his first career save with two strikeouts in the ninth inning. The win snapped a two-game losing streak for the Sun Devils.

### GAME 24

#### Oklahoma 7, SUN DEVILS 5

March 17, 2002 at Hohokam Stadium

	<u>1</u>	<u>2</u>	<u>3</u>	<u>4</u>	<u>5</u>	<u>6</u>	<u>7</u>	<u>8</u>	<u>9</u>		<u>R</u>	<u>H</u>	<u>E</u>
OU	2	0	0	1	0	0	0	4	0	-	7	13	0
ASU	0	0	1	0	0	1	0	3	0	-	5	7	1

W: Mix (4-1); L: Kartler (2-1); S: Purcey (4)

HR: Fransz (6)

Time: 2:58 Attendance: 2,086 Record: 16-8

**HIGHLIGHTS:** Oklahoma scored two early runs in the first inning and held off a late Sun Devil rally to defeat 11th-ranked Arizona State 7-5 to capture a 2-1 series win. After stranding 10 runners on base through the first seven innings, OU cashed in on a big four-run eighth inning to seal the victory. ASU attempted a comeback with three runs in the bottom of the eighth, but it wasn't enough as the Devils lost its seventh game of 2002 by three or less runs. Freshman Jeff Larish had his second triple in as many games and Rod Allen and Jeremy West both had a pair of RBI in the loss. The 13 hits allowed by Bryce Kartler (10) and Mark Sopko (3) were the second most allowed by the Sun Devils this year.





# Sun Devil Baseball 2002

## Game-by-Game Capsules:

### GAME 25

#### SUN DEVILS 9, Arizona 7

March 22, 2002 at Sancet Field (Tucson, Ariz.)

	1	2	3	4	5	6	7	8	9	R	H	E
ASU	2	0	0	0	0	3	0	1	3	-	9	8
ARIZ	0	1	0	3	3	0	0	0	0	-	7	8

W: Sopko (1-1); L: Anderson (0-1); S: Schroyer (2)

HR: None

Time: 3:25 Attendance: 2,133 Record: 17-8

**HIGHLIGHTS:** The Sun Devils trailed 7-2 after five innings, but came through with three runs in the top of the ninth inning to record a 9-7 come-from-behind win over Arizona. Andre Ethier keyed the big three-run ninth with a two-run single with the bases loaded to make a winner of Mark Sopko. Closer Ryan Schroyer sealed the win by striking out the side in the ninth of his second save of the year. Sopko and reliever Carlos Arguello combined for three shutout innings to keep the game close. Freshman shortstop Dustin Pedroia had a career-high four hits in the win.

### GAME 26

#### SUN DEVILS 10, Arizona 6

March 23, 2002 at Sancet Field (Tucson, Ariz.)

	1	2	3	4	5	6	7	8	9	R	H	E
ASU	0	1	2	0	0	1	3	0	3	-	10	15
ARIZ	0	0	0	0	0	4	2	0	0	-	6	11

W: Esposito (5-3); L: Little (5-2); S: Schroyer (3)

HR: Ethier (2), Cunningham (7)

Time: 3:04 Attendance: 2,284 Record: 18-8

**HIGHLIGHTS:** The Sun Devils were relentless in taking the middle-game of the three-game series vs. rival Arizona, taking a 10-6 game on national TV against the Wildcats. Andre Ethier continued his hot hitting with a 4-for-5 game, including a key two-run home run to put ASU ahead for good in the seventh inning. Starter Mike Esposito got the win with six solid innings and Ryan Schroyer earned his third save of the season and second in as many games with two scoreless innings. Junior Dennis Wyrick was 3-for-5 with a pair of doubles and two RBI in the victory. ASU continued its string of having not lost a season series to the U of A dating back to 1995.

### GAME 27

#### Arizona 10, SUN DEVILS 1

March 24, 2002 at Sancet Field (Tucson, Ariz.)

	1	2	3	4	5	6	7	8	9	R	H	E
ASU	0	0	0	0	0	1	0	0	0	-	1	5
ARIZ	1	3	1	2	2	0	0	1	x	-	10	10

W: Kaiser (5-1); L: Kartler (2-2); S: None

HR: Allen (5)

Time: 2:23 Attendance: 1,448 Record: 18-9, 2-1

**HIGHLIGHTS:** For only the 12th time during its 402 consecutive games scoring streak, the Sun Devils were limited to only one run. Rod Allen hit his fifth home run of the year in a 10-1 loss to Arizona. Wildcat pitcher Marc Kaiser scattered five hits and struck out three in a complete-game effort to salvage the series for Arizona. ASU starter Bryce Kartler took the loss, giving up a career high eight runs in four innings.

### GAME 28

#### Washington 14, SUN DEVILS 11

March 28, 2002 at Hohokam Stadium

	1	2	3	4	5	6	7	8	9	R	H	E
UW	0	1	0	2	1	0	8	1	1	-	14	14
ASU	5	1	2	0	0	0	2	1	0	-	11	12

W: White (2-2); L: Kartler (2-3); S: Shepple (4)

HR: West (7), Garthwaite (8)

Time: 3:42 Attendance: 2,881 Record: 18-10, 2-2

**HIGHLIGHTS:** The Sun Devils came out of the gates hot, building an 8-1 lead after three innings, including scoring five runs in their first at-bat. But the Huskies scored eight runs in the seventh inning off the ASU bullpen to build a come-from-behind 12-8 lead and would go on to defeat ASU 14-11 in a marathon three hour, 42-minute game. Jeremy West was 3-for-6 with four RBI and fell just a triple short of hitting for the cycle. Freshman Dustin Pedroia also had three hits, needing just a home run to complete the cycle. ASU is now just 11-9 in the last 20 games and has lost three of its last five games overall.

### GAME 29

#### SUN DEVILS 8, Washington 3

March 29, 2002 at Hohokam Stadium

	1	2	3	4	5	6	7	8	9	R	H	E
UW	0	0	1	2	0	0	0	0	0	-	3	8
ASU	0	0	0	4	0	3	0	1	x	-	8	9

W: Esposito (6-3); L: Dowling (0-2); S: None

HR: None

Time: 3:16 Attendance: 2,352 Record: 19-10, 3-2

**HIGHLIGHTS:** Sophomore Mike Esposito struck out a career-high 17 batters in a complete-game victory over Washington. The 17 K's rank as the sixth most in ASU single-game history and is the most by a Sun Devil since Ryan Mills also struck out 17 in 1997 vs. Southern Illinois. Esposito scattered eight hits and walked only one while striking out all but one Husky starter at least once. At the plate Dennis Wyrick and Jon Sheaffer each recorded multi-hit games. The Devils were down 3-0 after three and a half innings until freshmen Nick Cadena and Joel Bocchi each tabbed two-run singles to give ASU the lead for good. Jeremy West had his career-long eight-game hitting streak snapped by going 0-for-3.

### GAME 30

#### SUN DEVILS 13, Washington 6

March 30, 2002 at Hohokam Stadium

	1	2	3	4	5	6	7	8	9	R	H	E
UW	0	0	2	0	0	2	2	0	0	-	6	9
ASU	2	1	2	0	2	0	4	2	x	-	13	20

W: Arguello (1-0); L: Kohn (6-1); S: None

HR: West (8), Garthwaite (9), Wagner (1)

Time: 3:14 Attendance: 2,637 Record: 20-10, 4-2

**HIGHLIGHTS:** The Sun Devils tagged UW's No. 1 starter Shawn Kohn for 14 hits en route to a season high 20 in ASU's 13-6 thumping of the Huskies. ASU clinched its sixth straight Pac-10 series win, bouncing back from a heartbreaking 14-11 loss Thursday to UW. Jeff Larish led all Devils with a career-high four hits, while Dustin Pedroia, Andre Ethier and Dennis Wyrick all had three each. Jeremy West added his team-leading eighth home run of the year. Junior LHP Carlos Arguello picked up the win in his first career start, giving up two runs and five hits in 3.1 innings.

### GAME 31

#### UNLV 11, SUN DEVILS 7

April 1, 2002 at E. Wilson Stadium (Las Vegas, Nev.)

	1	2	3	4	5	6	7	8	9	R	H	E
ASU	0	1	0	1	3	0	1	1	0	-	7	11
UNLV	1	0	3	0	2	0	3	2	x	-	11	11

W: Scheinbaum (2-0); L: Liebeck (0-1); S: None

HR: McKenna (1), Ruiz (3), Johnson (1)

Time: 3:20 Attendance: 423 Record: 20-11

**HIGHLIGHTS:** Arizona State fell to 0-5 in non-conference games on the road with a 11-7 setback to unranked UNLV. The game was marred by several controversial umpiring calls that took out off the board for ASU and put runs up for UNLV. Las Vegas native Jeremy West finished 3-for-4 with two RBI. Sophomore Ryan McKenna hit his first career home run with a solo shot to straight-away center field in the top of the eighth inning. West and ASU head coach Pat Murphy were both ejected in the eighth inning. UNLV's Brent Johnson was 4-for-4 with five runs scored.

### GAME 32

#### WSU 7, SUN DEVILS 4

April 5, 2002 at Bailey-Brayton Field (Pullman, Wash.)

	1	2	3	4	5	6	7	8	9	R	H	E
ASU	2	0	2	0	0	0	0	0	0	-	4	3
WSU	1	0	4	0	0	0	1	1	x	-	7	13

W: Bonine (5-4); L: Esposito (6-4); S: None

HR: West (9)

Time: 2:34 Attendance: 751 Record: 20-12, 4-3

**HIGHLIGHTS:** Washington State starting pitcher Eddie Bonine struck out nine in a complete-game victory over the Sun Devils. Bonine, a native of Glendale, Ariz., allowed only three hits and walked seven to improve to 5-4 on the year. ASU managed a season-low three hits, with leadoff hitter Steve Garabrants going 2-for-2. Jeremy West also collected his team-leading ninth home run of the year with a solo shot in the top of the third inning. ASU has yet to win a game outside of the state of Arizona this year.

### GAME 33

#### SUN DEVILS 8, Washington State 3

April 6, 2002 at Bailey-Brayton Field (Pullman, Wash.)

	1	2	3	4	5	6	7	8	9	R	H	E
ASU	3	2	1	0	0	0	0	3	4	-	13	14
WSU	1	0	0	5	0	0	1	0	0	-	7	12

W: Schroyer (2-1); L: Gorrell (0-4); S: None

HR: West (10)

Time: 3:24 Attendance: 587 Record: 21-12, 5-3

**HIGHLIGHTS:** Ryan McKenna drilled a two-out, bases loaded double in the top of the eighth inning to overtake WSU's 7-6 lead en route to a 13-7 Sun Devil win. Jeremy West was 2-for-5 with three RBI and hit his team-leading 10th home run of the year. Reliever Ryan Schroyer picked up the win to improve to 2-1 on the year with three shutout innings. Middle reliever Jared Liebeck gave up only one unearned run in 2.1 innings to give the Devils a shot at the late-inning comeback.

### GAME 34

#### SUN DEVILS 22, Washington State 4

April 7, 2002 at Bailey-Brayton Field (Pullman, Wash.)

	1	2	3	4	5	6	7	8	9	R	H	E
ASU	0	0	3	1	5	2	6	5	0	-	22	21
WSU	0	1	0	0	3	0	0	0	0	-	4	12

W: McClellan (6-2); L: Alwert (2-2); S: None

HR: West (11), Ethier (2), Cadena (1), LaRue (4)

Time: 3:05 Attendance: 478 Record: 22-12, 6-3

**HIGHLIGHTS:** Andre Ethier was 3-for-5 with two home runs, five RBI and five runs scored as the Sun Devils set season highs with 21 hits and 22 runs in a 22-4 defeat of Washington State. The victory secured the series win and continued a streak of seven consecutive Pac-10 series wins by ASU. Jeremy West was 3-for-6 and hit his third home run in as many games. Freshman Nick Cadena blasted his first career home run in the lopsided victory as well. Starting pitcher Robbie McClellan ended his streak of four consecutive no-decisions by picking up the victory to improve to 6-2 on the year. He struck out eight and allowed four runs in seven innings.

### GAME 35

#### SUN DEVILS 4, UCLA 3 (11 innings)

April 12, 2002 at Jackie Robinson Stadium

	1	2	3	4	5	6	7	8	9	10	11	R	H	E
ASU	0	0	3	1	5	2	6	5	0	0	1	-	22	21
UCLA	1	0	0	0	2	0	0	0	0	0	0	-	4	12

W: Schroyer (3-1); L: Silva (0-2); S: None

HR: Larish (1)

Time: 3:33 Attendance: 637 Record: 23-12, 7-3

**HIGHLIGHTS:** Rod Allen recorded a one-out single in the top of the 11th inning to score Dustin Pedroia and break a 3-3 tie en route to a Sun Devil victory at Jackie Robinson Stadium. After both teams scored in the opening frame, UCLA tabbed two runs in the sixth, while ASU notched two in the seventh. Allen finished the game 2-for-5 with his second game-winning hit of the year. Freshman Jeff Larish was 4-for-5 with his first career home runs. Reliever Ryan Schroyer improved to 2-0 out of the bullpen by allowing only one hit and striking out five in four innings. Starter Mike Esposito was also solid, scattering five hits and three runs in seven innings (81 pitches).

### GAME 36

#### UCLA 10, SUN DEVILS 2

April 13, 2002 at Jackie Robinson Stadium

	1	2	3	4	5	6	7	8	9	R	H	E
ASU	0	2	0	0	0	0	0	0	0	-	2	8
UCLA	4	0	0	0	1	1	1	3	x	-	10	11

W: Whisler (3-1); L: Kartler (2-4); S: None

HR: None

Time: 2:43 Attendance: 661 Record: 23-13, 7-4

**HIGHLIGHTS:** UCLA scored four runs in the bottom of the first inning and never looked back in a 10-2 defeat of 16th-ranked Arizona State. ASU lost only its second Saturday game of the year with the loss to fall to 7-4 in Pac-10 play. Steve Garabrants plated ASU's only runs with a second inning, two-run single to right field. UCLA freshman starter Wes Whisler scattered six hits and allowed only two runs in 7.1 innings to improve to 3-1 on the year.



# Sun Devil Baseball 2002

## Game-by-Game Capsules:

### GAME 37

#### SUN DEVILS 15, UCLA 2

April 14, 2002 at Jackie Robinson Stadium

	<u>1</u>	<u>2</u>	<u>3</u>	<u>4</u>	<u>5</u>	<u>6</u>	<u>7</u>	<u>8</u>	<u>9</u>		<u>R</u>	<u>H</u>	<u>E</u>
ASU	0	4	3	4	0	0	0	0	4	-	15	14	0
UCLA	0	0	1	1	0	0	0	0	0	-	2	5	0

W: McClellan (7-2); L: Janssen (4-2); S: None

HR: Whisler (4)

Time: 3:04 Attendance: 583 Record: 24-13, 8-4

**HIGHLIGHTS:** The Sun Devils won their eighth straight Pac-10 series with a 15-2 crushing of UCLA in the series finale at Jackie Robinson Stadium. The Devils jumped out to an early 11-2 lead after four innings, with all of the runs scoring with two outs for ASU. Steve Garrabrants provided the big hit with a three-run triple in the third inning to extend the lead to 7-0. Starting pitcher Robbie McClellan improved to 7-2 overall and 5-0 as a starter with a strong eight-inning, four-hit performance.

### GAME 38

#### California 9, SUN DEVILS 5

April 19, 2002 at Hohokam Stadium

	<u>1</u>	<u>2</u>	<u>3</u>	<u>4</u>	<u>5</u>	<u>6</u>	<u>7</u>	<u>8</u>	<u>9</u>		<u>R</u>	<u>H</u>	<u>E</u>
CAL	0	0	0	3	0	2	4	0	0	-	9	12	2
ASU	0	0	1	0	1	1	0	0	2	-	5	8	1

W: Ingram (4-2); L: Esposito (6-5); S: None

HR: Jackson (13), Nicholson (5)

Time: 3:19 Attendance: 3,132 Record: 24-14, 8-5

**HIGHLIGHTS:** The Sun Devils stranded four runners in scoring position in the first three innings and couldn't capitalize in key situations as the Cal Golden Bears earned a 9-5 in the series opener. The Bears a pair of two-out home runs en route to victory. Third baseman David Nicholson hit a two-run shot off starter Mike Esposito in the sixth and Conor Jackson hit a three-run blast in the four-run seventh to put the game out of reach. ASU's Dustin Pedroia became the first Sun Devil since 2000 (Mitch Jones) to leave six runners on base and the Devils hit into a season-high four double plays. Andre Ethier added his eighth three-hit game of the year falling just a home run short of hitting for the cycle.

### GAME 39

#### SUN DEVILS 4, California 3 (10 innings)

April 20, 2002 at Hohokam Stadium

	<u>1</u>	<u>2</u>	<u>3</u>	<u>4</u>	<u>5</u>	<u>6</u>	<u>7</u>	<u>8</u>	<u>9</u>	<u>10</u>		<u>R</u>	<u>H</u>	<u>E</u>
CAL	0	1	1	0	0	0	0	1	0	0	-	3	13	1
ASU	1	0	1	1	0	0	0	0	0	1	-	4	10	0

W: Schroyer (4-1); L: Payne (3-1); S: None

HR: Jackson (14), Nicholson (6)

Time: 3:32 Attendance: 2,188 Record: 25-14, 9-5

**HIGHLIGHTS:** Senior Sergio Garcia led off the bottom of the 10th inning with an infield single and came around to score on a bases loaded wild pitch to lift the 14th-ranked Sun Devils to a 4-3 win over California. For the fourth time in five Pac-10 series the Devils earned a win facing a staff ace. This time ASU touched Pac-10 strikeout leader Trevor Hutchinson for three runs and nine hits. The ASU bullpen of Carlos Arguello, Mark Sopko and Ryan Schroyer combined to scatter five hits and only one run in seven spectacular innings. ASU improved to 5-1 in games following a loss in the opening game of a series this year.

### GAME 40

#### California 9, SUN DEVILS 3

April 21, 2002 at Hohokam Stadium

	<u>1</u>	<u>2</u>	<u>3</u>	<u>4</u>	<u>5</u>	<u>6</u>	<u>7</u>	<u>8</u>	<u>9</u>		<u>R</u>	<u>H</u>	<u>E</u>
CAL	5	0	0	0	0	1	2	0	1	-	9	13	0
ASU	0	0	0	1	0	0	0	2	0	-	3	9	2

W: Brown (5-1); L: McClellan (7-3); S: None

HR: Jackson (15)

Time: 3:23 Attendance: 2,096 Record: 25-15, 9-6

**HIGHLIGHTS:** California scored five runs in the first inning due to two key ASU errors and a big three-run home run from Conor Jackson en route to a 9-3 win. The loss snapped a streak of eight straight Pac-10 series wins for the Sun Devils dating back to last year. Andre Ethier hit his 14th double of the year and senior Sergio Garcia notched his fourth multi-hit game of the year.

### GAME 41

#### SUN DEVILS 7, Oklahoma 5

April 24, 2002 at SBC Bricktown Ballpark

	<u>1</u>	<u>2</u>	<u>3</u>	<u>4</u>	<u>5</u>	<u>6</u>	<u>7</u>	<u>8</u>	<u>9</u>		<u>R</u>	<u>H</u>	<u>E</u>
ASU	1	0	1	0	0	3	0	2	0	-	7	6	1
OKLA	1	3	0	1	0	0	0	0	0	-	5	6	2

W: Sopko (2-1); L: White (0-2); S: Schroyer (4)

HR: Kitch (3), Jones (3)

Time: 3:05 Attendance: 2,598 Record: 26-15

**HIGHLIGHTS:** Down 5-2 in the top of the sixth inning, sophomore Rod Allen drilled a bases loaded, two-out double down the right field line tie the game at 5-5, setting up a 7-5 ASU win. The Devils scored two in the eighth with the eventual game-winner coming on a single by freshman third baseman Jeff Larish. The ASU bullpen of Mark Sopko and Ryan Schroyer combined for 3.2 scoreless innings as the Devils improved to 3-1 all-time at SBC Bricktown Ballpark in downtown Oklahoma City. Schroyer now has three wins and one save in his last four appearances.

### GAME 42

#### Notre Dame 9, SUN DEVILS 4

April 26, 2002 at Franck Eck Stadium

	<u>1</u>	<u>2</u>	<u>3</u>	<u>4</u>	<u>5</u>	<u>6</u>	<u>7</u>	<u>8</u>	<u>9</u>		<u>R</u>	<u>H</u>	<u>E</u>
ASU	0	0	0	0	4	0	0	0	0	-	4	5	4
ND	0	4	0	0	3	1	0	1	x	-	9	9	3

W: Gagne (6-3); L: McClellan (7-4); S: None

HR: None

Time: 3:06 Attendance: 2,900 Record: 26-16

**HIGHLIGHTS:** The Sun Devils stranded 11 runners on base and equaled a season high with four errors in a 9-4 loss to Notre Dame on a chilly evening in South Bend, Ind. The Sun Devils tied the game at 4-4 in the top of the fifth, but gave up three runs in the bottom of the inning after a dropped foul fly with two outs by ASU third baseman Jeff Larish. Fighting Irish reliever J.P. Gagne allowed only two hits in 4.1 scoreless innings to pick up the win. ASU put runners in scoring position in each of the first seven innings, but could only capitalize in the four-run fifth.

### GAME 43

#### SUN DEVILS 14, New Mexico State 2

April 30, 2002 at Hohokam Stadium

	<u>1</u>	<u>2</u>	<u>3</u>	<u>4</u>	<u>5</u>	<u>6</u>	<u>7</u>	<u>8</u>	<u>9</u>		<u>R</u>	<u>H</u>	<u>E</u>
NMSU	0	0	0	1	0	0	0	1	0	-	2	5	1
ASU	3	2	1	0	2	5	1	0	x	-	14	19	1

W: Esposito (7-5); L: Lawrence (4-3); S: None

HR: Cadena 2 (3)

Time: 2:52 Attendance: 1,644 Record: 27-16

**HIGHLIGHTS:** Filling in for injured right fielder Andre Ethier (broken thumb), freshman Nick Cadena went 3-for-4 with four RBI and two home runs to help lead the Devils to a 14-2 win over NMSU. Starting pitcher Mike Esposito was sharp in allowing only three hits and one unearned run in six innings while striking out 11. Leadoff hitter Steve Garrabrants was 3-for-4 with two doubles and senior catcher Cesar Castillo continued his hot hitting with two more hits.

### GAME 44

#### #7 Stanford 5, SUN DEVILS 3

May 10, 2002 at Sunken Diamond

	<u>1</u>	<u>2</u>	<u>3</u>	<u>4</u>	<u>5</u>	<u>6</u>	<u>7</u>	<u>8</u>	<u>9</u>		<u>R</u>	<u>H</u>	<u>E</u>
ASU	0	0	0	0	0	3	0	0	0	-	3	8	1
STAN	0	0	1	0	2	2	0	0	x	-	5	8	1

W: Guthrie (8-1); L: Arguello (1-1); S: None

HR: Larish (2), Garko (12), Topham (5)

Time: 2:48 Attendance: 3,621 Record: 27-17

**HIGHLIGHTS:** Stanford starting pitcher Jeremy Guthrie scattered eight hits and three runs in his third straight complete game to help lift the seventh-ranked Cardinal to a 5-3 win over the Sun Devils. Guthrie improved to 8-1 in 2002 by striking out eight and walking only one in the CG effort. A pair of two-run home runs in the fifth and sixth innings for Stanford proved to be the difference. Ryan Garko gave Stanford a 3-0 lead with a two-run shot in the fifth and shortstop Andy Topham broke open a 3-3 game with his two-run blast in the sixth. ASU freshman Jeff Larish had two of the team's eight hits and accounted for all of the runs with a three-run home run in the top of the sixth. Starter Jered Liebeck gave up three runs and five hits in five innings for the no-decision.

### GAME 45

#### SUN DEVILS 10, #7 Stanford 2

May 11, 2002 at Sunken Diamond

	<u>1</u>	<u>2</u>	<u>3</u>	<u>4</u>	<u>5</u>	<u>6</u>	<u>7</u>	<u>8</u>	<u>9</u>		<u>R</u>	<u>H</u>	<u>E</u>
ASU	5	0	2	0	0	2	0	1	0	-	10	13	0
STAN	0	0	0	0	0	0	1	0	1	-	2	10	0

W: Esposito (8-5); L: Hudgens (8-1); S: Schroyer (5)

HR: Cadena (4)

Time: 3:19 Attendance: 3,086 Record: 28-17, 10-7

**HIGHLIGHTS:** The Sun Devils scored five runs with two outs in the first inning and never looked back in a 10-2 win over No. 7 Stanford at Sunken Diamond. Rod Allen started the first inning rally with a double off the left field fence and Jeff Larish knocked in two runs with a single up the middle. Freshman right fielder Nick Cadena capped the rally with a two-run home run for his third home run in as many games. Starting pitcher Mike Esposito improved to 8-5 with five scoreless innings and Ryan Schroyer picked up his fifth save of the year with four innings out of the bullpen.

### GAME 46

#### #7 Stanford 3, SUN DEVILS 1

May 12, 2002 at Sunken Diamond

	<u>1</u>	<u>2</u>	<u>3</u>	<u>4</u>	<u>5</u>	<u>6</u>	<u>7</u>	<u>8</u>	<u>9</u>		<u>R</u>	<u>H</u>	<u>E</u>
ASU	0	0	0	0	0	0	0	1	0	-	1	9	0
STAN	0	0	0	0	0	2	0	1	x	-	3	6	1

W: Cunningham (6-2); L: McClellan (7-5); S: McCally (7)

HR: Garcia (1), O'Riordan (8)

Time: 2:54 Attendance: 2,607 Record: 28-18, 10-8

**HIGHLIGHTS:** Starting pitcher Robbie McClellan allowed only six hits in 7.1 innings, but was touched for three runs as the No. 7 Stanford Cardinal gained a series victory with a 3-1 win over the Sun Devils. Sergio Garcia plated ASU's only run with his first home run of the year and finished the game 3-for-5. ASU left 10 runners on base and were 0-for-7 at the plate with runners in scoring position. The Sun Devils threatened in the ninth by loading the bases with one out, but a groundout by Steve Garrabrants and a fly out by Garcia ended the game with the tying run on second base.

### GAME 47

#### SUN DEVILS 14, Portland 2

May 14, 2002 at Sunken Diamond

	<u>1</u>	<u>2</u>	<u>3</u>	<u>4</u>	<u>5</u>	<u>6</u>	<u>7</u>		<u>R</u>	<u>H</u>	<u>E</u>
PORT	0	0	0	0	0	0	0	-	2	10	1
ASU	0	2	2	(10)	0	0	x	-	14	13	0

W: Arguello (2-1); L: Hahn (0-3); S: Klusman (1)

HR: None

Time: 2:22 Attendance: 1,674 Record: 29-18

**HIGHLIGHTS:** Led by two doubles each from Jeremy West and Cesar Castillo, the Sun Devils scored a season-high 10 runs in the fourth inning en route to a 14-2 defeat of the University of Portland at Hohokam Park. Castillo was 2-for-2 and tied a career high with three RBI. West blasted his team leading 17th and 18th doubles of the year. Freshman Nick Cadena also had a pair of singles and drove home three runs. Walkon redshirt freshman Garrett Schoenberger recorded his first career hit with a sharp single up the middle in the bottom of the sixth inning. Normal reliever Carlos Arguello picked up the win throwing a career-high four innings to improve to 2-1 on the year. ASU did not make an error in the field for the third straight game. Redshirt freshman and former walk-on Garrett Schoenberger recorded the first hit of his ASU career.

### GAME 48

#### SUN DEVILS 16, Portland 7

May 15, 2002 at Hohokam Stadium

	<u>1</u>	<u>2</u>	<u>3</u>	<u>4</u>	<u>5</u>	<u>6</u>	<u>7</u>	<u>8</u>	<u>9</u>		<u>R</u>	<u>H</u>	<u>E</u>
PORT	0	0	0	0	0	0	0	1	0	-	7	12	1
ASU	2	5	2	0	2	4	1	0	x	-	16	14	1

W: Liebeck (1-1); L: Cambers (0-4); S: None

HR: West (12)

Time: 3:10 Attendance: 1,487 Record: 30-18

**HIGHLIGHTS:** Jeremy West was 4-for-6 with a grand slam home run and recorded eight RBI in ASU's 16-7 defeat of Portland. The eight RBI were the most by a Sun Devil since the 1999 season and second most in a single game in ASU history. West's sixth-inning grand slam was the first of the year for the Devils. Freshman third baseman Jeff Larish extended his hitting streak to 10 games with a pair of hits and Bryce Kartler was 2-for-3 in his first career start at a position other than pitcher.



# Sun Devil Baseball 2002

## Game-by-Game Capsules:

### GAME 49

#### SUN DEVILS 3, #19 USC 1

May 17, 2002 at Hohokam Stadium

	<u>1</u>	<u>2</u>	<u>3</u>	<u>4</u>	<u>5</u>	<u>6</u>	<u>7</u>	<u>8</u>	<u>9</u>		<u>R</u>	<u>H</u>	<u>E</u>
USC	0	0	0	0	0	0	0	0	1	-	1	8	0
ASU	0	1	0	0	0	0	2	0	x	-	3	8	0

W: Liebeck (2-1); L: Reyes (4-1); S: Schroyer (6)

HR: None

Time: 2:40 Attendance: 2,084 Record: 31-18, 11-8

**HIGHLIGHTS:** Junior starting pitcher Jered Liebeck struck out a career-high eight batters in seven scoreless innings to outduel USC's preseason All-American Anthony Reyes. Designated hitter Bryce Kartler had two big hits with a double in the second inning and a two-run double in the seventh. For the fourth time in the last five games the Devils played error-free baseball and for the fifth time this season ASU pitchers did not walk a batter. Sophomore closer Ryan Schroyer nailed down the win with his sixth save of the year by pitching two strong innings.

### GAME 50

#### #19 USC 9, SUN DEVILS 5

May 18, 2002 at Hohokam Stadium

	<u>1</u>	<u>2</u>	<u>3</u>	<u>4</u>	<u>5</u>	<u>6</u>	<u>7</u>	<u>8</u>	<u>9</u>		<u>R</u>	<u>H</u>	<u>E</u>
USC	0	0	1	0	0	0	3	3	2	-	9	8	2
ASU	1	0	1	0	0	0	0	0	3	-	5	7	1

W: Olson (2-2); L: Sopko (2-2); S: None

HR: Moon (4), Metropoulos (11)

Time: 3:21 Attendance: 2,887 Record: 31-19, 11-9

**HIGHLIGHTS:** The Sun Devil bullpen gave up seven runs in the final three innings and could not hold a 2-1 lead as ASU dropped the second game of a three-game series to the Pac-10 leading USC Trojans 9-5. ASU built a 2-1 lead after six innings behind a run-scoring triple from Jeremy West and an RBI single from Nick Cadena. ASU threatened for more with rallies in third and seventh innings, but left 11 runners on base in the game. Michael Moon hit a three-run home run in the top of the seventh that gave USC it first and deciding lead of the game. Reliever Mark Sopko took the loss for ASU, allowing three runs in his only inning of work.

### GAME 51

#### SUN DEVILS 17, #19 USC 8

May 19, 2002 at Hohokam Stadium

	<u>1</u>	<u>2</u>	<u>3</u>	<u>4</u>	<u>5</u>	<u>6</u>	<u>7</u>	<u>8</u>	<u>9</u>		<u>R</u>	<u>H</u>	<u>E</u>
USC	1	0	1	4	0	0	0	2	0	-	8	9	0
ASU	8	0	0	2	3	0	0	4	x	-	17	19	1

W: Arguello (3-1); L: Bannister (5-3); S: None

HR: Moon (5), Cadena 2 (6)

Time: 3:30 Attendance: 2,165 Record: 32-19, 12-9

**HIGHLIGHTS:** The Sun Devils clinched the series victory over the Pac-10 leading Trojans with a convincing 17-8 win. ASU jumped out to an early 8-1 lead by sending 13 batters to the plate and scoring eight runs in the first inning. Senior shortstop Sergio Garcia was a perfect 5-for-5 with three runs scored and three RBI to raise his season batting average 29 points from .321 to .360. Freshman right fielder Nick Cadena was 3-for-5 with a career-high five RBI and belted two home runs. Carlos Arguello improved to 2-0 for the week with five solid innings out of the bullpen. ASU improved to 32-19 overall and after the win are within two games of the Pac-10 leader with three games to play.

### GAME 52

#### SUN DEVILS 13, Oregon State 7

May 24, 2002 at Hohokam Stadium

	<u>1</u>	<u>2</u>	<u>3</u>	<u>4</u>	<u>5</u>	<u>6</u>	<u>7</u>	<u>8</u>	<u>9</u>		<u>R</u>	<u>H</u>	<u>E</u>
OSU	0	4	3	0	0	0	0	0	0	-	7	9	3
ASU	4	0	1	2	0	4	0	2	x	-	13	15	1

W: Kartler (3-4); L: Kline (6-1); S: None

HR: Udy (3)

Time: 3:57 Attendance: 2,132 Record: 33-19, 13-9

**HIGHLIGHTS:** The Devils took the series opener against the Beavers with a convincing 13-7 victory. After scoring four in the first inning, ASU fell behind by giving up seven runs in the second and third innings. The Devils stormed back to tie the game on a two-run single from Andre Ethier in the fourth and then went ahead with four runs in the sixth. Ethier, playing in his first game since breaking his thumb (4/26) at Notre Dame, was 2-for-3 with three RBI. Nick Cadena had three hits and four RBI to continue his current hot streak. Bryce Kartler picked up his first win since Mar. 3 (Loyola Marymount).

### GAME 53

#### SUN DEVILS 9, Oregon State 8

May 25, 2002 at Hohokam Stadium

	<u>1</u>	<u>2</u>	<u>3</u>	<u>4</u>	<u>5</u>	<u>6</u>	<u>7</u>	<u>8</u>	<u>9</u>		<u>R</u>	<u>H</u>	<u>E</u>
OSU	0	1	1	2	2	0	1	1	0	-	8	14	3
ASU	0	5	0	1	0	0	0	0	3	-	9	14	3

W: Kartler (4-4); L: Sanders (1-5); S: None

HR: Creighton (4), Jarvis (11)

Time: 3:47 Attendance: 2,030 Record: 34-19, 14-9

**HIGHLIGHTS:** After giving up an early 5-1 lead, the Devils scored three runs in the ninth inning to earn a come-from-behind 9-8 victory over the Oregon State Beavers. The Sun Devils had two hits, two walks and capitalized on a fielding error by OSU to win their third straight game. Jeff Larish, who's hard hit ball in the ninth with two outs was bobbled for an error by OSU's third baseman Brian Barden to send home the winning run, was 3-for-6 in the game. Junior Bryce Kartler picked up his second win in as many nights to improve to 4-4 on the year. ASU has now won seven of its last nine games overall and will go for its first Pac-10 series sweep of the year Sunday.

### GAME 54

#### SUN DEVILS 5, Oregon State 2

May 26, 2002 at Hohokam Stadium

	<u>1</u>	<u>2</u>	<u>3</u>	<u>4</u>	<u>5</u>	<u>6</u>	<u>7</u>	<u>8</u>	<u>9</u>		<u>R</u>	<u>H</u>	<u>E</u>
OSU	0	0	0	0	0	2	0	0	0	-	2	13	1
ASU	1	0	1	0	2	0	0	1	x	-	5	8	1

W: Esposito (9-5); L: McLemore (3-5); S: Schroyer (7)

HR: Weber (3), West (13)

Time: 2:49 Attendance: 1,921 Record: 35-19, 15-9

**HIGHLIGHTS:** The Sun Devils finished the regular season with their fourth straight win and the eighth in the last 10 contests with a 5-2 win over Oregon State. With the victory, the Devils swept their first Pac-10 series of the year to improve to 15-9 in league play, tying for third place with Washington. Mike Esposito improved to 9-5 with the win, throwing five shutout innings. After an ineffective two-thirds of an inning from Carlos Arguello, closer Ryan Schroyer came in to seal the win with three and a third shut-out innings. Sophomore Jeremy West extended his hitting streak to nine games (career high) with a 2-for-3 game and had four RBI. He also blasted his team-leading 13th home run of the year.



# Sun Devil Baseball 2002

## Sun Devil Statistics vs. Oregon State (3-0)

Record: 3-0 Home: 3-0 Away: 0-0 Pac-10: 3-0

Date	Opposing team	Score	Player	AVG	GP-GS	AB	R	H	2B	3B	HR	RBI	BB	HBP	SO	SB-ATT
*5/24	Oregon State	W 13-7	20 Nick Walsh.....	1.000	1-1	1	3	1	0	0	0	0	3	0	0	0-1
*5/25	Oregon State	W 9-8	14 Andre Ethier.....	.714	2-2	7	1	5	0	0	0	4	2	1	0	0-0
*5/26	Oregon State	W 5-2	8 Jeremy West.....	.417	3-3	12	4	5	0	0	1	4	1	1	0	0-0
			11 Jeff Larish.....	.417	2-2	12	2	5	1	0	0	1	0	0	0	0-0
			10 Rod Allen.....	.364	3-3	11	4	4	2	0	0	2	2	0	1	2-2
			2 Dustin Pedroia...	.357	3-3	14	2	5	0	0	0	4	1	0	1	0-1
			16 Nick Cadena.....	.333	3-3	12	1	4	1	0	0	4	1	0	2	0-0
			62 Cesar Castillo...	.300	3-3	10	2	3	0	1	0	2	2	1	3	0-0
			3 Sergio Garcia....	.250	3-3	8	4	2	0	0	0	1	6	0	0	0-1
			9 Steve Garabrants	.231	3-3	13	3	3	0	1	0	1	2	0	5	0-0
			6 Ian Kinsler.....	.000	2-1	3	1	0	0	0	0	0	0	0	0	0-0
			27 Bryce Kartler....	.000	1-0	0	0	0	0	0	0	0	1	0	0	0-0
			17 Ryan McKenna.....	.000	1-0	0	0	0	0	0	0	0	0	0	0	0-0
			Totals.....	.359	3-3	103	27	37	4	2	1	23	21	3	12	2-5
			Opponents.....	.321	3-3	112	17	36	2	1	4	16	8	3	26	1-2

LOB - Team (31), Opp (29). DPs turned - Team (4), Opp (2). IBB - Team (2), West 1, Allen 1. Picked off - Allen 1.

Player	ERA	W-L	APP	GS	CG	SHO/CBO	SV	IP	H	R	ER	BB	SO
23 Mike Esposito....	0.00	1-0	1	1	0	0/0	0	5.0	5	0	0	1	4
12 Ryan Schroyer....	0.00	0-0	2	0	0	0/0	1	4.1	3	0	0	0	4
27 Bryce Kartler....	0.00	2-0	2	0	0	0/0	0	3.2	2	0	0	1	0
13 J.J. Jackson.....	0.00	0-0	1	0	0	0/0	0	0.1	1	0	0	1	1
41 Mark Sopko.....	3.38	0-0	2	0	0	0/0	0	2.2	4	3	1	1	6
48 Carlos Arguello..	6.75	0-0	2	0	0	0/0	0	2.2	5	2	2	1	2
59 Aaron Klusman....	7.71	0-0	1	0	0	0/0	0	2.1	4	2	2	0	2
50 Robbie McClellan.	13.50	0-0	1	1	0	0/0	0	4.0	8	6	6	1	5
47 Jered Liebeck....	18.00	0-0	1	1	0	0/0	0	2.0	4	4	4	2	2
Totals.....	5.00	3-0	3	3	0	0/0	1	27.0	36	17	15	8	26
Opponents.....	7.30	0-3	3	3	0	0/0	0	24.2	37	27	20	21	12

Pickoffs - Team (1), McClellan 1, Opp (1). SBA/ATT - Castillo (1-2), Klusman (1-1), Liebeck (0-1).

x-inactive player

Score by innings	1	2	3	4	5	6	7	8	9	Total
Arizona State	5	5	2	3	2	4	0	3	3	27
Opponents	0	5	4	2	2	2	1	1	0	17

Win-loss breakouts: Day 1-0; Night 2-0; vs Left 1-0; vs Right 2-0;  
 1-Run games 1-0; 2-Run games 0-0; 5+Run games 1-0; Extra inns 0-0; Shutouts 0-0.  
 Current streak: Won 3; Longest winning streak: 3; Longest losing streak: 0.  
 Attendance: Home 6083 (avg 2027); Away 0 (avg 0); Total 6083 (avg 2027).



# Sun Devil Baseball 2002

## Sun Devil Statistics in Last 10 Games (8-2)

Record: 8-2 Home: 7-1 Away: 1-1 Pac-10: 6-2

Date	Opposing team	Score	Player	AVG	GP-GS	AB	R	H	2B	3B	HR	RBI	BB	HBP	SO	SB-ATT
*5/11	at Stanford	W 10-2	60 Garrett Schoenber	1.000	1-0	1	0	1	0	0	0	0	0	0	0	0-0
*5/12	at Stanford	1-3 L	20 Nick Walsh.....	.750	5-1	4	4	3	0	0	0	1	3	1	0	0-1
5/14	Portland	W 14-2	14 Andre Ethier.....	.714	2-2	7	1	5	0	0	0	4	2	1	0	0-0
5/15	Portland	W 16-7	8 Jeremy West.....	.514	9-9	35	14	18	3	1	2	18	3	3	1	0-0
*5/17	USC	W 3-1	3 Sergio Garcia....	.424	10-10	33	12	14	1	0	1	5	8	2	2	3-5
*5/18	USC	5-9 L	2 Dustin Pedroia...	.350	10-10	40	9	14	0	0	0	8	8	0	2	0-2
*5/19	USC	W 17-8	11 Jeff Larish.....	.333	9-9	39	11	13	2	1	0	6	7	0	7	0-0
*5/24	Oregon State	W 13-7	27 Bryce Kartler....	.333	7-4	12	2	4	3	0	0	4	8	1	3	0-0
*5/25	Oregon State	W 9-8	19 Joel Bocchi.....	.333	2-1	3	1	1	0	1	0	1	2	1	0	0-0
*5/26	Oregon State	W 5-2	10 Rod Allen.....	.316	10-10	38	10	12	5	0	0	9	5	0	6	3-4
			9 Steve Garrabrants	.308	10-10	39	13	12	3	2	0	6	7	1	8	3-5
			16 Nick Cadena.....	.300	10-10	40	7	12	1	0	3	15	2	1	8	0-0
			17 Ryan McKenna.....	.286	7-4	14	3	4	0	1	0	2	2	0	1	0-0
			62 Cesar Castillo...	.259	9-9	27	5	7	3	1	0	8	6	1	5	0-0
			6 Ian Kinsler.....	.000	4-1	5	1	0	0	0	0	0	0	0	1	0-0
			39 Tuffy Gosewisch..	.000	2-0	2	0	0	0	0	0	0	0	0	0	0-0
			Totals.....	.354	10-10	339	93	120	21	7	6	87	63	12	44	9-17
			Opponents.....	.290	10-10	341	49	99	16	2	8	47	44	7	78	5-10

\* = Pac-10 Conference game

LOB - Team (86), Opp (91). DPs turned - Team (11), Opp (14). IBB - Team (3), Allen 2, West 1, Opp (2). Picked off - Allen 1.

Player	ERA	W-L	APP	GS	CG	SHO/CBO	SV	IP	H	R	ER	BB	SO
48 Carlos Arguello..	2.31	2-0	4	1	0	0/0	0	11.2	12	4	3	3	8
12 Ryan Schroyer....	2.38	0-0	5	0	0	0/0	3	11.1	12	3	3	5	11
27 Bryce Kartler....	2.70	2-0	5	0	0	0/0	0	6.2	5	2	2	3	3
47 Jered Liebeck....	3.27	2-0	3	2	0	0/0	0	11.0	13	4	4	2	13
23 Mike Esposito....	3.86	2-0	3	3	0	0/0	0	14.0	13	6	6	11	11
50 Robbie McClellan.	5.19	0-1	3	3	0	0/0	0	17.1	17	11	10	9	14
59 Aaron Klusman....	6.75	0-0	2	0	0	0/0	1	5.1	11	4	4	2	5
41 Mark Sopko.....	9.00	0-1	4	0	0	0/0	0	4.0	5	6	4	2	9
13 J.J. Jackson.....	13.50	0-0	2	0	0	0/0	0	2.2	4	4	4	5	1
38 Josh Perrault....	15.00	0-0	2	1	0	0/0	0	3.0	7	5	5	2	3
Totals.....	4.66	8-2	10	10	0	0/0	4	87.0	99	49	45	44	78
Opponents.....	8.82	2-8	10	10	0	0/0	1	81.2	120	93	80	63	44

PB - Team (0), Opp (3). Pickoffs - Team (1), McClellan 1, Opp (1). SBA/ATT - Castillo (4-8), Arguello (0-2), McClellan (1-2), Liebeck (1-2), Sopko (1-1), Kartler (0-1), Perrault (1-1), Klusman (1-1), Bocchi (1-1).

x-inactive player

Score by innings	1	2	3	4	5	6	7	8	9	Total
Arizona State	21	13	9	15	7	10	3	9	6	93
Opponents	3	6	6	6	4	5	8	7	4	49

Win-loss breakouts: Day 3-1; Night 5-1; vs Left 1-2; vs Right 7-0;  
 1-Run games 1-0; 2-Run games 1-1; 5+Run games 5-0; Extra inns 0-0; Shutouts 0-0.  
 Current streak: Won 4; Longest winning streak: 4; Longest losing streak: 1.  
 Attendance: Home 16380 (avg 2047); Away 5693 (avg 2846); Total 22073 (avg 2207).



# Sun Devil Baseball 2002

## Sun Devil Statistics in Pac-10 Play (15-9)

Record: 15-9 Home: 8-4 Away: 7-5 Pac-10: 15-9

Date	Opposing team	Score	Player	AVG	GP-GS	AB	R	H	2B	3B	HR	RBI	BB	HBP	SO	SB-ATT
*3/22	at Arizona	W 9-7	14 Andre Ethier.....	.431	17-17	65	18	28	5	1	3	24	14	1	5	0-1
*3/23	at Arizona	W 10-6	28 Jon Sheaffer.....	.390	12-11	41	13	16	1	1	0	6	5	2	7	4-6
*3/24	at Arizona	1-10 L	2 Dustin Pedroia...	.381	24-24	105	19	40	5	1	0	20	11	0	9	2-5
*3/28	Washington	11-14 L	5 Dennis Wyrick....	.381	6-5	21	5	8	2	0	0	3	1	0	5	1-1
*3/29	Washington	W 8-3	3 Sergio Garcia....	.358	22-15	53	18	19	1	0	1	6	10	1	4	5-8
*3/30	Washington	W 13-6	8 Jeremy West.....	.352	23-23	88	21	31	7	1	6	25	12	5	8	0-0
*4/5	at Washington State	4-7 L	9 Steve Garabrants	.326	22-22	89	23	29	6	3	0	14	19	1	20	6-9
*4/6	at Washington State	W 13-7	17 Ryan McKenna.....	.318	17-11	44	4	14	1	1	0	7	7	1	6	1-1
*4/7	at Washington State	W 22-4	11 Jeff Larish.....	.302	22-21	86	14	26	2	1	2	16	18	0	13	0-1
*4/12	at UCLA	W 4-3	62 Cesar Castillo...	.250	22-18	64	12	16	4	1	0	13	8	3	11	1-1
*4/13	at UCLA	2-10 L	27 Bryce Kartler....	.250	5-3	8	1	2	2	0	0	2	5	1	3	0-0
*4/14	at UCLA	W 15-2	20 Nick Walsh.....	.238	16-4	21	8	5	0	0	0	3	7	1	4	1-2
*4/19	California	5-9 L	10 Rod Allen.....	.228	22-19	79	16	18	6	0	1	13	9	1	19	6-7
*4/20	California	W 4-3	16 Nick Cadena.....	.222	18-12	54	8	12	1	0	4	17	3	0	14	0-0
*4/21	California	3-9 L	19 Joel Bocchi.....	.200	6-3	10	1	2	1	0	0	2	0	0	1	0-0
*5/10	at Stanford	3-5 L	6 Ian Kinsler.....	.200	7-1	5	1	1	0	0	0	2	0	0	0	0-0
*5/11	at Stanford	W 10-2	4 Doug Schutt.....	.176	12-4	17	7	3	1	0	0	0	6	0	1	1-1
*5/12	at Stanford	1-3 L	39 Tuffy Gosewisch..	.000	7-3	7	1	0	0	0	0	0	0	0	4	0-0
*5/17	USC	W 3-1														
*5/18	USC	5-9 L	Totals.....	.315	24-24	857	190	270	45	10	17	173	135	17	134	28-43
*5/19	USC	W 17-8	Opponents.....	.289	24-24	838	145	242	33	2	22	126	99	25	184	32-44
*5/24	Oregon State	W 13-7														
*5/25	Oregon State	W 9-8	LOB - Team (205), Opp (203). DPs turned - Team (20), Opp (24). IBB - Team (5),													
*5/26	Oregon State	W 5-2	Allen 3, Larish 1, West 1, Opp (4). Picked off - Sheaffer 1, Allen 1, Wyrick 1, McKenna 1.													

\* = Pac-10 Conference game  
 # = Bill Kajikawa Baseball Classic  
 ^ = Bob Schaefer Memorial Classic  
 \$ = Bricktown Ballpark

Player	ERA	W-L	APP	GS	CG	SHO/CBO	SV	IP	H	R	ER	BB	SO
12 Ryan Schroyer....	1.42	3-0	10	0	0	0/0	5	25.1	19	4	4	11	28
48 Carlos Arguello..	3.38	2-1	9	1	0	0/0	0	21.1	26	9	8	4	14
23 Mike Esposito....	4.50	4-2	8	8	1	0/0	0	48.0	52	30	24	17	46
47 Jered Liebeck....	4.97	1-0	7	4	0	0/0	0	25.1	34	16	14	9	22
50 Robbie McClellan.	5.09	2-2	8	8	0	0/0	0	46.0	46	30	26	27	33
41 Mark Sopko.....	6.92	1-1	11	0	0	0/0	0	13.0	14	12	10	6	14
38 Josh Perrault....	7.50	0-0	5	0	0	0/0	0	6.0	12	5	5	2	4
59 Aaron Klusman....	7.50	0-0	5	0	0	0/0	0	6.0	9	6	5	3	7
27 Bryce Kartler....	9.15	2-3	10	3	0	0/0	0	20.2	22	24	21	14	13
13 J.J. Jackson.....	34.71	0-0	5	0	0	0/0	0	2.1	8	9	9	6	3
Totals.....	5.30	15-9	24	24	1	0/0	5	214.0	242	145	126	99	184
Opponents.....	7.19	9-15	24	24	3	0/0	2	211.2	270	190	169	135	134

PB - Team (3), Bocchi 1, Castillo 1, Gosewisch 1, Opp (5). Pickoffs - Team (2), Esposito 1, McClellan 1, Opp (4). SBA/ATT - Castillo (20-30), Esposito (9-11), Liebeck (7-9), Bocchi (8-9), McClellan (4-7), Sopko (4-6), Kartler (3-5), Gosewisch (4-4), Klusman (3-3), Arguello (1-2), Schroyer (1-1).

x-inactive player

Score by innings	1	2	3	4	5	6	7	8	9	EX	Total
Arizona State	35	17	22	16	13	20	19	24	22	2	190
Opponents	14	12	17	24	14	18	26	14	6	0	145

Win-loss breakouts: Day 8-5; Night 7-4; vs Left 4-3; vs Right 11-6;  
 1-Run games 3-0; 2-Run games 2-2; 5+Run games 8-3; Extra inns 2-0; Shutouts 0-0.  
 Current streak: Won 4; Longest winning streak: 4; Longest losing streak: 2.  
 Attendance: Home 28505 (avg 2375); Away 18876 (avg 1573); Total 47381 (avg 1974).





# Sun Devil Baseball 2002

## Sun Devil Statistics in Non-Conference Games (20-10)

Record: 20-10 Home: 19-4 Away: 1-6 Pac-10: 0-0

Date	Opposing team	Score	Player	AVG	GP-GS	AB	R	H	2B	3B	HR	RBI	BB	HBP	SO	SB-ATT
#1/31	Oregon State	W 13-5	11 Jeff Larish.....	.462	8-8	26	13	12	2	2	0	6	8	0	3	0-0
#2/1	Southern Utah	W 12-0	8 Jeremy West.....	.381	29-29	105	33	40	11	3	7	42	15	8	23	0-0
#2/2	Oral Roberts	W 5-4	9 Steve Garrabrants	.365	25-25	96	29	35	8	4	2	19	13	7	19	9-12
#2/3	Southern Utah	W 6-2	62 Cesar Castillo...	.353	14-6	17	4	6	4	0	0	4	6	0	4	1-1
2/8	Tennessee	W 7-4	28 x-Jon Sheaffer...	.348	26-20	69	18	24	5	0	0	13	9	2	12	4-6
2/9	Tennessee	W 8-1	14 Andre Ethier.....	.343	27-27	102	18	35	9	2	1	22	13	2	13	1-3
2/10	Tennessee	W 5-4	3 Sergio Garcia....	.341	23-13	44	11	15	2	0	0	7	9	4	7	10-11
2/15	at Florida State	4-9 L	10 Rod Allen.....	.296	30-30	115	27	34	8	1	4	34	10	6	16	8-9
2/16	at Florida State	3-5 L	5 x-Dennis Wyrick..	.288	19-19	52	6	15	2	0	0	7	5	2	7	2-2
2/17	at Florida State	4-6 L	2 Dustin Pedroia...	.288	30-30	111	30	32	8	1	1	21	12	5	8	3-4
2/22	Cal State Fullerton	2-3 L	27 Bryce Kartler....	.286	4-1	7	1	2	1	0	0	2	3	0	0	0-0
2/23	Cal State Fullerton	W 9-4	16 Nick Cadena.....	.280	16-3	25	5	7	0	0	2	9	2	1	6	0-0
2/24	Cal State Fullerton	5-7 L	4 x-Doug Schutt....	.257	18-10	35	8	9	0	1	0	4	7	0	3	6-7
3/1	Loyola Marymount	W 15-2	60 Garrett Schoenber	.250	4-0	4	0	1	0	0	0	0	0	0	1	0-0
3/2	Loyola Marymount	W 7-2	6 Ian Kinsler.....	.232	22-16	56	4	13	2	0	0	7	2	0	10	4-4
3/3	Loyola Marymount	W 10-5	19 Joel Bocchi.....	.222	11-5	18	2	4	0	1	0	1	6	1	4	0-0
3/5	New Mexico State	W 10-5	20 Nick Walsh.....	.214	24-10	42	11	9	2	0	0	6	12	6	8	3-3
^3/8	UNLV	W 10-0	17 Ryan McKenna.....	.205	22-9	39	11	8	2	0	1	8	7	2	12	1-2
^3/9	St. John's	W 11-1	39 Tuffy Gosewisch..	.156	23-9	32	5	5	0	0	0	2	4	0	8	0-0
^3/10	Oklahoma State	W 7-2														
3/12	at New Mexico State	7-8 L	Totals.....	.308	30-30	995	236	306	66	15	18	214	143	46	164	52-64
3/15	Oklahoma	3-6 L	Opponents.....	.234	30-30	970	132	227	44	2	12	108	131	29	270	42-53
3/16	Oklahoma	W 6-4														
3/17	Oklahoma	5-7 L	LOB - Team (229), Opp (234). DPs turned - Team (27), Opp (40). IBB - Team (2),													
4/1	at UNLV	7-11 L	West 1, Ethier 1, Opp (4). Picked off - Garcia 1, Kinsler 1.													
\$4/24	at Oklahoma	W 7-5														
4/26	at Notre Dame	4-9 L	Player	ERA	W-L	APP	GS	CG	SHO/CBO	SV	IP	H	R	ER	BB	SO
4/30	New Mexico State	W 14-2														
5/14	Portland	W 14-2	48 Carlos Arguello..	0.00	1-0	3	1	0	0/0	0	8.0	4	0	0	3	8
5/15	Portland	W 16-7	42 Josh Smith.....	0.00	0-0	1	0	0	0/1	0	1.0	0	0	0	0	1
			54 x-Miguel Sanchez.	2.38	1-0	3	2	0	0/0	0	11.1	9	5	3	4	10
			23 Mike Esposito....	2.44	5-3	8	8	1	0/0	0	48.0	44	20	13	14	47
			12 Ryan Schroyer....	3.18	1-1	13	4	0	0/1	2	28.1	24	12	10	21	41
			27 Bryce Kartler....	3.64	2-1	9	6	0	0/0	0	42.0	33	22	17	23	43
			50 Robbie McClellan.	4.15	5-3	12	5	2	1/0	1	47.2	40	24	22	23	56
			13 J.J. Jackson.....	4.34	3-0	9	0	0	0/0	0	18.2	14	12	9	12	18
			41 Mark Sopko.....	4.91	1-1	12	0	0	0/0	1	18.1	16	12	10	11	11
			47 Jered Liebeck....	5.40	1-1	6	2	0	0/0	1	16.2	16	10	10	4	16
			59 Aaron Klusman....	6.06	0-0	10	0	0	0/1	1	16.1	19	11	11	15	15
			38 Josh Perrault....	6.23	0-0	4	2	0	0/1	0	4.1	8	4	3	1	4
			Totals.....	3.73	20-10	30	30	3	2/1	6	260.2	227	132	108	131	270
			Opponents.....	7.18	10-20	30	30	0	0/0	7	247.0	306	236	197	143	164

\* = Pac-10 Conference game  
 # = Bill Kajikawa Baseball Classic  
 ^ = Bob Schaefer Memorial Classic  
 \$ = Bricktown Ballpark

PB - Team (10), Wyrick 5, Gosewisch 3, Bocchi 2, Opp (6). Pickoffs - Team (4), Kartler 2, Sopko 1, Schroyer 1, Opp (2). SBA/ATT - Wyrick (15-19), Gosewisch (15-17), Esposito (10-11), McClellan (10-11), Castillo (7-9), Kartler (6-7), Bocchi (5-6), Schroyer (4-6), Sopko (3-6), Jackson (2-4), Klusman (3-3), Liebeck (2-2), Sanchez (1-1), Perrault (1-1), Arguello (0-1).

x-inactive player

Score by innings	1	2	3	4	5	6	7	8	9	Total
Arizona State	30	32	31	27	27	41	22	24	2	236
Opponents	9	17	18	13	20	10	19	17	9	132

Win-loss breakouts: Day 7-4; Night 13-6; vs Left 6-1; vs Right 14-9;  
 1-Run games 2-2; 2-Run games 2-4; 5+Run games 14-2; Extra inns 0-0; Shutouts 2-0.  
 Current streak: Won 3; Longest winning streak: 7; Longest losing streak: 4.  
 Attendance: Home 50502 (avg 2195); Away 17958 (avg 2565); Total 68460 (avg 2282).



# Sun Devil Baseball 2002

## 2002 Arizona State Team Game-by-Game Hitting Statistics

### Batting (All games)

Date	Opponent	AB	R	H	RBI	2B	3B	HR	BB	IBB	SB	CS	HBP	SAC	SF	GDP	K	PO	A	E	Avg
Jan 31, 2002	Oregon State	40	13	18	12	3	1	0	6	0	0	0	2	0	1	1	0	27	8	3	.450
Feb 01, 2002	Southern Utah	33	12	12	11	2	0	1	9	0	2	0	1	0	3	1	4	27	9	0	.411
Feb 02, 2002	Oral Roberts	29	5	9	3	2	0	1	3	0	0	1	0	0	0	3	6	27	14	1	.382
Feb 03, 2002	Southern Utah	31	6	8	4	2	2	0	6	0	3	0	0	0	0	1	3	27	14	1	.353
Feb 08, 2002	Tennessee	29	7	6	7	1	1	0	11	0	3	1	1	0	0	1	6	27	5	2	.327
Feb 09, 2002	Tennessee	35	8	15	8	3	2	1	2	0	1	0	4	0	0	2	4	27	11	0	.345
Feb 10, 2002	Tennessee	29	5	7	5	0	0	0	7	0	3	1	0	0	0	1	3	27	10	3	.332
Feb 15, 2002 at	Florida State	39	4	13	4	5	0	0	1	0	1	0	0	0	0	2	6	24	11	0	.332
Feb 16, 2002 at	Florida State	37	3	13	3	2	0	1	1	0	1	0	0	0	0	3	8	24	10	1	.334
Feb 17, 2002 at	Florida State	32	4	7	4	0	1	1	2	0	0	1	4	1	0	0	7	24	9	2	.323
Feb 22, 2002	Cal State Fullerton	29	2	5	1	0	0	1	2	0	0	0	2	0	0	2	6	27	9	1	.311
Feb 23, 2002	Cal State Fullerton	34	9	11	8	2	0	0	4	0	3	0	1	0	1	0	2	27	9	1	.312
Feb 24, 2002	Cal State Fullerton	35	5	9	3	4	1	1	3	1	1	0	2	0	1	0	4	27	12	2	.308
Mar 01, 2002	Loyola Marymount	38	15	16	13	4	1	0	7	0	3	0	1	2	2	2	5	27	11	3	.317
Mar 02, 2002	Loyola Marymount	31	7	7	5	0	0	1	7	0	2	1	1	0	0	0	8	27	10	0	.311
Mar 03, 2002	Loyola Marymount	33	10	14	10	2	0	1	6	0	0	2	2	1	0	0	4	27	7	2	.318
Mar 05, 2002	New Mexico State	31	10	8	8	1	0	0	3	0	2	0	4	0	1	0	10	27	12	1	.315
Mar 08, 2002	UNLV	24	10	9	9	0	0	2	5	0	3	1	4	0	0	2	1	21	6	0	.317
Mar 09, 2002	St. John's	35	11	11	10	4	0	1	4	0	7	0	1	0	0	1	6	27	12	1	.317
Mar 10, 2002	Oklahoma State	28	7	5	7	2	0	0	9	0	2	0	1	0	0	1	7	27	11	0	.311
Mar 12, 2002 at	New Mexico State	37	7	9	7	4	0	1	3	0	1	1	3	1	0	0	8	26	5	1	.308
Mar 15, 2002	Oklahoma	34	3	8	3	1	0	1	2	0	2	0	1	0	1	0	11	27	7	2	.304
Mar 16, 2002	Oklahoma	35	6	11	5	2	1	0	0	0	1	0	0	0	1	0	4	27	12	0	.305
Mar 17, 2002	Oklahoma	32	5	7	5	2	2	0	3	0	1	0	0	0	1	0	9	27	11	1	.301
Mar 22, 2002 at	*Arizona	32	9	9	7	3	0	0	8	0	1	0	1	1	2	1	7	27	9	1	.300
Mar 23, 2002 at	*Arizona	42	10	15	10	5	0	1	4	0	2	1	0	0	0	0	3	27	16	2	.303
Mar 24, 2002 at	*Arizona	32	1	5	1	0	0	1	1	0	0	0	0	0	0	1	3	24	9	0	.298
Mar 28, 2002	*Washington	40	11	12	10	2	3	1	9	0	2	0	0	0	0	0	4	27	10	1	.298
Mar 29, 2002	*Washington	32	8	9	7	1	0	0	6	0	4	0	1	1	0	1	8	27	12	4	.298
Mar 30, 2002	*Washington	38	13	20	11	3	0	1	7	0	2	2	2	0	1	1	8	27	12	2	.306
Apr 01, 2002 at	UNLV	36	7	11	6	3	0	1	2	0	1	0	0	0	0	1	8	24	12	4	.306
Apr 05, 2002 at	*Washington State	30	4	3	4	1	0	1	7	0	1	0	1	0	0	1	9	24	13	3	.300
Apr 06, 2002 at	*Washington State	40	13	14	12	3	0	1	9	0	1	0	0	0	2	0	2	27	10	3	.302
Apr 07, 2002 at	*Washington State	45	22	21	21	5	0	4	7	0	2	0	0	1	1	2	4	27	8	0	.309
Apr 12, 2002 at	*UCLA	43	4	12	4	0	0	1	1	0	2	1	0	0	0	0	11	33	19	1	.308
Apr 13, 2002 at	*UCLA	33	2	8	2	1	0	0	4	0	0	1	0	0	0	1	3	24	15	2	.306
Apr 14, 2002 at	*UCLA	39	15	14	14	3	1	0	9	0	1	1	3	0	0	1	3	27	11	0	.307
Apr 19, 2002	*California	32	5	8	3	2	1	0	10	0	0	0	1	0	0	4	6	27	9	1	.306
Apr 20, 2002	*California	34	4	10	3	0	0	0	6	2	1	1	1	0	2	0	6	30	12	0	.306
Apr 21, 2002	*California	36	3	9	3	2	0	0	0	0	1	0	0	0	0	0	10	27	16	2	.304
Apr 24, 2002 at	Oklahoma	33	7	6	7	2	0	0	6	1	2	1	0	1	1	0	6	27	15	1	.301
Apr 26, 2002 at	Notre Dame	31	4	5	3	1	1	0	6	0	0	1	4	0	1	2	9	24	10	4	.298
Apr 30, 2002	New Mexico State	40	14	19	14	5	0	2	6	0	4	1	1	0	1	1	4	27	6	1	.303
May 10, 2002 at	*Stanford	35	3	8	3	0	0	1	1	0	2	0	1	0	0	1	8	24	10	1	.301
May 11, 2002 at	*Stanford	37	10	13	10	3	2	1	4	0	1	1	0	1	1	0	3	27	9	0	.303
May 12, 2002 at	*Stanford	34	1	9	1	0	0	1	4	0	1	1	0	0	0	1	4	24	9	0	.302
May 14, 2002	Portland	30	14	13	13	5	2	0	6	0	3	0	4	0	0	2	2	21	12	0	.304
May 15, 2002	Portland	35	16	14	16	2	0	1	11	0	0	0	2	0	1	2	3	27	11	1	.306
May 17, 2002	*USC	30	3	8	3	3	0	0	0	0	0	2	1	0	0	1	7	27	7	0	.306
May 18, 2002	*USC	32	5	7	4	0	1	0	9	1	0	0	2	0	0	1	8	27	10	1	.304
May 19, 2002	*USC	38	17	19	17	4	0	2	8	0	2	1	0	0	2	2	5	27	10	1	.308
May 24, 2002	*Oregon State	37	13	15	12	1	1	0	9	2	2	1	2	0	1	1	1	27	10	1	.310
May 25, 2002	*Oregon State	38	9	14	6	2	0	0	7	0	0	1	1	2	0	0	6	27	15	3	.311
May 26, 2002	*Oregon State	28	5	8	5	1	1	1	5	0	0	1	0	1	1	0	5	27	13	1	.311
<b>Totals</b>		<b>1852</b>	<b>426</b>	<b>576</b>	<b>387</b>	<b>111</b>	<b>25</b>	<b>35</b>	<b>278</b>	<b>7</b>	<b>80</b>	<b>27</b>	<b>63</b>	<b>13</b>	<b>29</b>	<b>51</b>	<b>298</b>	<b>1424</b>	<b>575</b>	<b>69</b>	<b>.311</b>



# Sun Devil Baseball 2002

## 2002 Arizona State Team Game-by-Game Pitching Statistics


### Pitching (All games)

Date	Opponent	IP	H	R	ER	BB	SO	2B	3B	HR	WP	BK	HBP	DP	IBB	Score	W-L	SV	ERA
Jan 31, 2002	Oregon State	9.0	7	5	4	7	7	2	0	1	1	0	0	1	0	13-5	1-0	0	4.00
Feb 01, 2002	Southern Utah	9.0	3	0	0	4	12	1	0	0	0	0	0	0	0	12-0	2-0	0	2.00
Feb 02, 2002	Oral Roberts	9.0	6	4	3	4	12	1	0	0	1	0	1	1	0	5-4	3-0	0	2.33
Feb 03, 2002	Southern Utah	9.0	6	2	1	2	5	0	0	0	0	0	0	3	0	6-2	4-0	0	2.00
Feb 08, 2002	Tennessee	9.0	10	4	3	4	15	2	0	1	0	0	1	0	0	7-4	5-0	0	2.20
Feb 09, 2002	Tennessee	9.0	7	1	1	0	3	0	0	0	0	0	1	2	0	8-1	6-0	0	2.00
Feb 10, 2002	Tennessee	9.0	6	4	2	8	12	1	0	0	3	0	1	0	1	5-4	7-0	1	2.00
Feb 15, 2002 at	Florida State	8.0	15	9	9	8	5	2	0	0	0	1	2	3	0	4-9	7-1	1	2.92
Feb 16, 2002 at	Florida State	8.0	8	5	5	4	7	3	0	0	3	0	1	1	0	3-5	7-2	1	3.19
Feb 17, 2002 at	Florida State	8.0	7	6	6	4	6	1	0	1	1	0	5	0	0	4-6	7-3	1	3.52
Feb 22, 2002	Cal State Fullerton	9.0	6	3	2	0	7	2	0	0	1	0	1	0	0	2-3	7-4	1	3.38
Feb 23, 2002	Cal State Fullerton	9.0	7	4	3	6	8	1	1	0	3	0	2	1	0	9-4	8-4	1	3.34
Feb 24, 2002	Cal State Fullerton	9.0	8	7	5	4	7	4	0	1	1	0	4	1	1	5-7	8-5	1	3.47
Mar 01, 2002	Loyola Marymount	9.0	8	2	1	3	8	0	0	0	0	1	1	0	0	15-2	9-5	2	3.29
Mar 02, 2002	Loyola Marymount	9.0	3	2	1	8	6	0	0	0	2	0	0	0	0	7-2	10-5	2	3.14
Mar 03, 2002	Loyola Marymount	9.0	8	5	4	7	9	2	0	0	1	0	2	1	0	10-5	11-5	2	3.19
Mar 05, 2002	New Mexico State	9.0	4	5	4	8	10	0	0	1	1	1	0	3	0	10-5	12-5	3	3.24
Mar 08, 2002	UNLV	7.0	4	0	0	0	10	2	0	0	0	0	0	0	0	10-0	13-5	3	3.10
Mar 09, 2002	St. John's	9.0	7	1	0	1	12	1	0	0	0	0	0	1	0	11-1	14-5	3	2.93
Mar 10, 2002	Oklahoma State	9.0	5	2	2	3	12	0	0	0	1	0	1	2	0	7-2	15-5	3	2.88
Mar 12, 2002 at	New Mexico State	8.2	10	8	8	5	15	3	0	0	3	0	2	0	1	7-8	15-6	3	3.14
Mar 15, 2002	Oklahoma	9.0	9	6	3	1	13	2	1	1	1	0	1	0	0	3-6	15-7	3	3.13
Mar 16, 2002	Oklahoma	9.0	7	4	4	4	10	1	0	1	0	0	0	0	0	6-4	16-7	4	3.17
Mar 17, 2002	Oklahoma	9.0	13	7	7	6	10	4	0	1	1	0	0	0	0	5-7	16-8	4	3.33
Mar 22, 2002 at	*Arizona	9.0	8	7	6	8	6	1	0	0	1	2	1	0	0	9-7	17-8	5	3.44
Mar 23, 2002 at	*Arizona	9.0	11	6	3	4	8	2	0	1	2	0	0	1	0	10-6	18-8	6	3.42
Mar 24, 2002 at	*Arizona	8.0	10	10	9	7	11	0	0	0	4	3	1	0	0	1-10	18-9	6	3.65
Mar 28, 2002	*Washington	9.0	14	14	14	7	6	2	0	1	2	1	4	1	0	11-14	18-10	6	4.03
Mar 29, 2002	*Washington	9.0	8	3	2	1	17	0	0	0	1	0	2	1	0	8-3	19-10	6	3.96
Mar 30, 2002	*Washington	9.0	9	6	6	3	6	2	0	2	0	0	1	0	0	13-6	20-10	6	4.03
Apr 01, 2002 at	UNLV	8.0	11	11	8	4	4	2	0	2	4	3	1	1	1	7-11	20-11	6	4.17
Apr 05, 2002 at	*Washington State	8.0	13	7	5	2	3	1	0	0	0	0	1	1	0	4-7	20-12	6	4.22
Apr 06, 2002 at	*Washington State	9.0	12	7	5	5	6	2	0	0	0	0	0	0	0	13-7	21-12	6	4.24
Apr 07, 2002 at	*Washington State	9.0	12	4	4	3	10	3	0	1	1	0	1	2	0	22-4	22-12	6	4.23
Apr 12, 2002 at	*UCLA	11.0	6	3	3	4	10	3	0	0	0	0	1	2	1	4-3	23-12	6	4.17
Apr 13, 2002 at	*UCLA	8.0	11	10	8	3	3	1	0	1	1	0	3	0	0	2-10	23-13	6	4.29
Apr 14, 2002 at	*UCLA	9.0	5	2	2	6	4	1	0	1	0	1	0	0	0	15-2	24-13	6	4.23
Apr 19, 2002	*California	9.0	12	9	9	0	11	2	0	2	0	0	1	0	0	5-9	24-14	6	4.36
Apr 20, 2002	*California	10.0	13	3	3	4	9	2	0	2	0	0	1	0	1	4-3	25-14	6	4.31
Apr 21, 2002	*California	9.0	13	9	6	4	6	0	0	1	0	0	1	1	0	3-9	25-15	6	4.35
Apr 24, 2002 at	Oklahoma	9.0	6	5	5	6	7	1	0	2	0	0	0	0	0	7-5	26-15	7	4.37
Apr 26, 2002 at	Notre Dame	8.0	9	9	7	5	7	1	0	0	3	1	2	0	0	4-9	26-16	7	4.44
Apr 30, 2002	New Mexico State	9.0	5	2	1	5	15	0	0	0	1	0	0	0	0	14-2	27-16	7	4.36
May 10, 2002 at	*Stanford	8.0	8	5	5	4	6	0	0	2	0	0	0	1	0	3-5	27-17	7	4.39
May 11, 2002 at	*Stanford	9.0	10	2	2	8	8	2	0	0	2	0	0	2	0	10-2	28-17	8	4.33
May 12, 2002 at	*Stanford	8.0	6	3	3	4	6	1	1	1	1	0	1	1	1	1-3	28-18	8	4.31
May 14, 2002	Portland	7.0	10	2	2	4	6	2	0	0	0	0	0	2	0	14-2	29-18	9	4.29
May 15, 2002	Portland	9.0	12	7	7	6	10	3	0	0	2	0	0	0	0	16-7	30-18	9	4.34
May 17, 2002	*USC	9.0	8	1	1	0	10	1	0	0	0	0	1	0	0	3-1	31-18	10	4.27
May 18, 2002	*USC	9.0	8	9	8	8	7	1	0	2	1	1	1	0	1	5-9	31-19	10	4.35
May 19, 2002	*USC	9.0	9	8	7	6	5	4	0	1	1	0	1	1	0	17-8	32-19	10	4.40
May 24, 2002	*Oregon State	9.0	9	7	5	4	9	1	0	1	0	1	2	1	0	13-7	33-19	10	4.41
May 25, 2002	*Oregon State	9.0	14	8	8	3	10	1	1	2	1	0	1	2	0	9-8	34-19	10	4.48
May 26, 2002	*Oregon State	9.0	13	2	2	1	7	0	0	1	0	0	0	1	0	5-2	35-19	11	4.44
<b>Totals</b>		<b>474.2</b>	<b>469</b>	<b>277</b>	<b>234</b>	<b>230</b>	<b>454</b>	<b>77</b>	<b>4</b>	<b>34</b>	<b>52</b>	<b>16</b>	<b>54</b>	<b>41</b>	<b>8</b>	<b>426-277</b>	<b>35-19</b>	<b>11</b>	<b>4.44</b>

\* = Pac-10 game



# Sun Devil Baseball 2002 -- Game by Game Statistics




AB-R-H-RBI Breakdown for Arizona State (as of May 26, 2002)  
(All games)

Opponent	Date	#10 ALLEN	#19 BOCCHI	#16 CADENA	#62 CASTILLO	#14 ETHIER	#3 GARCIA	#9 GARRABRA	#39 GOSEWISC	#27 KARTLER	#11 LARISH	#17 MCKENNA	#2 PEDROIA	# SCHUTT	# SHEAFFER	#20 WALSH	#8 WEST	# WYRICK
OSU	Jan 31	4-2-2-1	..Def..	1-0-0-0	.....	4-2-3-4	1-0-1-0	3-3-3-0	4-0-0-0	.....	.....	..Def..	4-3-2-1	1-0-0-0	3-1-1-0	1-0-1-0	4-2-2-4	5-0-2-1
SUU	Feb 01	2-2-0-0	1-0-1-0	1-0-0-0	0-0-0-0	4-1-1-1	1-0-0-0	4-2-1-0	3-0-0-0	.....	.....	1-0-0-0	4-2-2-2	1-0-0-0	1-1-0-0	1-0-1-0	3-4-3-4	2-0-1-2
ORU	Feb 02	4-1-2-1	.....	.....	.....	3-1-1-0	.....	4-1-2-0	2-0-0-0	.....	.....	.....	4-0-2-1	.....	3-1-2-1	.....	3-0-0-0	3-0-0-0
SUU	Feb 03	4-1-1-2	.....	.....	..Def..	2-0-1-0	2-0-0-0	4-3-2-0	2-0-0-0	.....	.....	..Def..	4-1-1-1	2-1-1-0	2-0-0-0	1-0-0-0	3-0-1-1	1-0-0-0
UT	Feb 08	2-2-1-0	.....	.....	.....	4-1-0-2	..Def..	5-1-2-0	4-1-1-0	.....	.....	0-0-0-1	3-0-0-0	.....	2-1-1-1	.....	3-1-0-1	3-0-0-0
UT	Feb 09	4-2-2-0	1-0-0-0	.....	.....	5-1-3-2	.....	5-2-2-1	1-0-0-0	.....	.....	0-0-0-0	5-1-3-1	1-0-0-0	3-1-1-0	1-0-0-0	3-1-2-3	2-0-2-0
UT	Feb 10	3-0-0-0	3-0-0-0	.....	.....	4-1-3-1	3-1-1-0	4-1-1-2	.....	.....	.....	4-0-1-1	3-0-0-1	3-2-1-0	..Def..	2-0-0-0	.....	.....
FSU	Feb 15	5-1-1-1	..Def..	1-0-1-1	.....	4-0-3-0	..Def..	5-1-1-0	2-0-0-0	.....	.....	1-1-1-0	4-1-2-0	1-0-0-0	3-0-1-0	1-0-0-0	5-0-1-1	4-0-1-1
FSU	Feb 16	4-0-1-0	2-0-0-0	1-0-0-0	.....	3-0-2-0	.....	5-1-2-1	..Def..	.....	.....	3-0-0-0	4-0-0-0	2-1-1-0	..Def..	1-0-1-2	4-0-2-0	4-1-2-0
FSU	Feb 17	5-1-2-2	.....	.....	2-0-1-1	4-1-1-1	.....	4-0-0-0	..Def..	.....	.....	.....	2-0-0-0	.....	4-0-2-0	5-1-0-0	2-1-0-0	.....
CSF	Feb 22	3-0-0-0	.....	.....	.....	4-0-0-0	..Def..	3-1-1-0	..Def..	.....	.....	1-0-0-0	3-0-0-0	3-0-0-0	3-0-1-0	1-0-0-0	3-1-1-1	3-0-1-0
CSF	Feb 23	3-1-1-2	.....	.....	.....	5-1-2-0	..Def..	4-0-0-0	..Def..	.....	.....	.....	3-1-1-1	5-1-1-1	3-1-1-2	.....	4-1-2-1	4-2-2-1
CSF	Feb 24	4-0-0-0	.....	1-0-0-0	..Def..	4-0-2-1	..Def..	4-1-2-0	..Def..	.....	.....	.....	4-1-1-0	4-0-0-0	4-1-2-0	1-0-0-0	4-2-2-1	3-0-0-0
LMU	Mar 01	3-0-1-0	.....	2-0-0-0	..Def..	5-3-3-0	2-0-1-0	5-1-3-2	1-1-1-1	1-0-0-0	.....	2-0-1-2	4-2-0-2	1-0-0-2	3-2-2-4	1-0-1-0	5-2-2-0	2-3-1-0
LMU	Mar 02	5-1-1-3	.....	.....	.....	3-1-1-0	.....	3-1-2-1	2-0-1-0	.....	.....	.....	4-0-1-1	.....	4-1-1-0	2-2-0-0	2-1-0-0	2-0-0-0
LMU	Mar 03	4-2-1-1	.....	.....	.....	5-0-2-2	3-1-1-0	4-2-2-2	1-1-1-0	.....	.....	.....	5-1-1-0	.....	3-1-1-0	2-1-1-0	4-1-2-4	2-0-2-1
NMSU	Mar 05	5-1-1-1	.....	.....	.....	3-1-0-0	3-2-2-1	2-1-0-2	3-1-1-1	.....	.....	.....	3-1-1-1	.....	4-2-2-1	3-1-1-1	4-0-0-0	1-0-0-0
UNLV	Mar 08	4-2-2-1	.....	.....	.....	3-1-1-0	1-2-0-0	3-0-1-1	1-1-0-0	.....	.....	.....	3-2-2-2	..Def..	3-0-1-0	2-1-0-1	4-1-2-4	.....
SJU	Mar 09	5-2-2-0	.....	.....	..Def..	4-1-2-5	4-0-2-1	1-0-0-0	.....	.....	.....	1-1-1-1	4-2-1-1	2-0-0-0	1-1-1-2	3-2-1-0	3-2-1-0	3-0-0-0
OKST	Mar 10	3-1-1-3	.....	0-0-0-1	2-1-0-0	4-0-0-0	2-1-0-1	.....	.....	.....	.....	1-1-1-0	3-1-2-1	.....	3-1-0-0	3-1-1-1	3-0-0-0	2-0-0-0
NMSU	Mar 12	5-1-2-4	.....	1-0-0-0	.....	4-0-0-0	5-1-2-2	.....	..Def..	.....	.....	3-1-1-0	5-1-1-0	2-1-1-0	2-0-1-0	2-2-0-0	5-0-1-1	.....
OU	Mar 15	4-0-0-0	.....	1-0-0-0	.....	3-0-1-0	3-0-1-0	.....	1-0-0-0	.....	.....	1-0-0-0	3-1-2-1	.....	5-0-0-0	4-0-0-0	4-2-2-1	3-0-1-1
OU	Mar 16	4-2-2-0	.....	1-0-0-0	..Def..	4-0-0-0	4-0-1-1	.....	3-0-0-0	.....	.....	4-1-3-0	3-0-0-1	.....	4-1-1-0	.....	4-1-2-1	.....
OU	Mar 17	3-0-1-2	4-0-0-0	.....	.....	3-2-1-1	2-0-0-0	.....	.....	.....	.....	3-0-1-0	4-0-0-0	2-1-2-0	1-1-1-0	2-0-0-0	4-1-1-2	.....
ARIZ	Mar 22	4-0-0-0	1-0-0-0	.....	1-0-0-0	3-2-1-3	2-0-0-0	3-2-1-0	2-0-0-0	.....	.....	2-1-0-0	1-0-0-0	.....	3-0-1-2	1-0-0-1	4-2-2-1	..Def..
ARIZ	Mar 23	5-0-0-0	3-1-1-0	1-0-0-0	..Def..	5-3-4-2	3-1-1-0	6-1-1-0	..Def..	.....	.....	0-0-0-0	5-0-2-2	.....	4-1-1-2	1-0-1-0	3-2-1-1	5-1-3-2
ARIZ	Mar 24	4-1-2-1	3-0-0-0	1-0-0-0	.....	4-0-0-0	1-0-0-0	.....	.....	.....	.....	3-0-1-0	4-0-1-0	.....	3-0-0-0	2-0-0-0	4-0-1-0	.....
WASH	Mar 28	4-1-0-0	.....	.....	..Def..	2-2-1-0	..Def..	5-1-2-2	3-1-0-0	.....	.....	5-1-0-0	.....	5-2-3-2	0-0-0-0	5-0-3-1	1-0-0-1	6-2-3-4
WASH	Mar 29	5-0-1-1	2-0-1-2	2-2-1-2	1-0-0-0	3-1-1-0	1-0-0-0	3-0-0-0	.....	.....	.....	1-0-0-0	4-0-1-2	.....	3-2-2-0	0-0-0-0	3-0-0-0	4-2-2-0
WASH	Mar 30	.....	.....	.....	5-1-2-1	4-2-3-3	3-2-1-0	.....	.....	.....	.....	6-1-4-3	.....	4-1-3-2	3-2-0-0	4-1-2-0	.....	4-2-2-1
UNLV	Apr 01	3-0-1-1	.....	..Def..	2-1-0-0	4-0-1-0	.....	5-1-1-0	.....	.....	.....	3-2-1-0	1-1-1-1	5-1-2-2	1-0-1-0	4-0-0-0	1-0-0-0	4-1-3-2
WSU	Apr 05	3-1-0-1	.....	.....	3-0-0-0	2-0-0-1	.....	2-2-2-0	.....	.....	.....	3-0-0-0	.....	5-0-0-0	1-0-0-0	4-0-0-0	1-0-0-0	3-1-1-2
WSU	Apr 06	.....	.....	1-0-0-0	4-1-1-0	4-1-1-2	..Def..	5-2-2-2	.....	.....	.....	4-2-2-0	5-0-2-3	5-0-2-1	2-1-0-0	1-1-1-0	4-3-1-1	5-2-2-3
WSU	Apr 07	1-1-1-2	1-0-0-0	6-1-1-3	4-3-3-2	4-5-3-5	1-1-0-0	4-1-1-1	..Def..	.....	.....	4-1-1-2	5-1-2-2	5-2-3-2	0-0-0-0	3-4-3-0	1-0-0-0	6-2-3-2
UCLA	Apr 12	5-0-2-1	.....	2-0-0-0	4-0-0-0	5-0-1-1	..Def..	4-2-1-0	.....	.....	.....	5-1-4-2	3-0-1-0	5-1-2-0	.....	5-0-1-0	.....	5-0-0-0
UCLA	Apr 13	2-0-0-0	.....	3-0-0-0	3-0-0-0	4-0-2-0	3-1-0-0	5-0-2-2	.....	.....	.....	4-0-0-0	0-0-0-0	4-1-2-0	1-0-0-0	.....	1-0-1-0	3-0-1-0
UCLA	Apr 14	1-1-1-2	.....	1-0-0-0	3-3-2-3	6-0-2-2	1-1-1-1	4-1-2-4	..Def..	.....	.....	3-1-0-0	3-3-1-0	5-1-1-0	1-1-1-0	3-3-2-1	3-0-0-0	4-0-0-0
CAL	Apr 19	2-0-0-0	.....	.....	4-0-1-1	4-1-3-0	.....	3-2-2-0	..Def..	.....	.....	2-0-0-0	4-0-1-0	5-0-1-2	.....	3-1-0-0	2-1-0-0	3-0-0-0
CAL	Apr 20	4-1-1-0	.....	.....	3-0-1-1	4-0-0-0	1-1-1-0	3-0-1-0	.....	.....	.....	4-0-1-0	3-0-0-0	5-2-2-0	5-0-1-0	.....	2-0-2-2	.....
CAL	Apr 21	4-0-0-0	..Def..	1-0-0-0	.....	4-0-1-1	4-1-2-0	4-0-1-1	2-0-0-0	.....	.....	4-0-1-0	1-0-1-0	4-1-1-1	4-1-1-0	.....	1-0-0-0	3-0-1-0
OU	Apr 24	4-0-1-3	3-1-1-0	1-0-0-0	..Def..	5-0-1-2	..Def..	5-0-0-0	.....	.....	.....	4-2-1-1	3-1-0-0	3-2-2-0	2-1-0-1	.....	3-0-0-0	.....
ND	Apr 26	4-0-0-0	.....	2-0-0-0	3-1-1-0	2-0-0-0	.....	4-0-2-1	.....	.....	.....	3-0-1-2	3-1-0-0	4-0-0-0	2-0-1-0	1-1-0-0	3-1-0-0	.....
NMSU	Apr 30	5-1-2-2	1-0-1-0	4-3-3-4	3-0-2-0	.....	4-1-1-1	4-2-3-2	..Def..	2-0-0-0	.....	2-2-2-3	5-1-1-1	3-3-1-0	.....	..Def..	4-0-2-1	.....
STAN	May 10	4-1-1-0	.....	4-0-1-0	4-0-1-0	.....	4-0-1-0	5-0-1-0	.....	.....	.....	4-1-2-3	3-0-1-0	3-0-0-0	.....	1-0-0-0	3-1-0-0	.....
STAN	May 11	5-1-1-1	.....	4-1-1-2	4-0-0-0	.....	4-0-0-0	4-2-2-0	.....	.....	.....	5-2-2-3	4-0-2-1	4-2-2-0	.....	.....	3-2-3-3	.....
STAN	May 12	4-0-0-0	.....	3-0-0-0	2-0-1-0	.....	5-1-3-1	5-0-0-0	.....	0-0-0-0	.....	3-0-1-0	4-0-1-0	3-0-1-0	.....	1-0-1-0	4-0-1-0	.....
PORT	May 14	3-1-1-2	1-0-1-1	4-1-2-3	2-1-2-3	.....	2-1-1-0	3-2-2-3	1-0-0-0	1-1-0-0	.....	4-2-1-0	2-2-0-0	3-0-0-0	.....	..Def..	2-3-2-1	.....
PORT	May 15	4-0-2-2	2-1-0-0	4-1-1-0	.....	.....	2-1-1-0	3-2-0-1	1-0-0-0	3-0-2-2	.....	3-4-2-0	0-1-0-0	4-2-1-2	.....	2-0-1-1	6-4-4-8	.....
USC	May 17	3-2-2-0	.....	3-0-0-0	3-0-0-1	.....	2-0-0-0	4-0-2-0	.....	3-0-2-2	.....	4-0-0-0	.....	4-0-1-0	.....	.....	4-1-1-0	.....
USC	May 18	4-0-0-1	.....	5-0-1-1	3-0-0-0	.....	5-2-2-0	3-0-0-0	.....	1-0-0-0	.....	3-0-0-0	.....	4-2-2-0	.....	0-1-0-0	4-0-2-2	.....
USC	May 19	4-2-2-1	.....	5-3-3-5	3-2-1-2	.....	5-3-5-3	4-4-3-1	.....	4-1-0-0	.....	5-1-2-2	4-0-1-1	.....	.....	.....	.....	.....
OSU	May 24	4-3-1-2	.....	5-1-3-4	3-1-1-0	3-0-2-3	1-1-0-0	4-2-2-1	.....	.....	.....	6-1-2-0	..Def..	6-2-3-2	.....	.....	5-2-1-0	.....
OSU	May 25	3-1-1-0	.....	4-0-1-0	3-1-1-2	4-1-3-1	4-2-1-1	5-1-1-0	.....	.....	.....	6-1-3-1	.....	5-0-1-1	.....	.....	4-1-2-0	.....
OSU	May 26	4-0-2-0	.....	3-0-0-0	4-0-1-0	.....	3-1-1-0	4-0-0-0	.....	0-0-0-0	.....	.....	3-0-1-1	.....	.....	1-3-1-0	3-1-2-4	.....



# Sun Devil Baseball 2002 -- Game by Game Statistics




IP-H-R-ER-BB-SO Breakdown for Arizona State (as of May 26, 2002)  
(All games)

Opponent	Date	#48 ARGUELLO	#23 ESPOSITO	#13 JACKSON	#27 KARTLER	#59 KLUSMAN	#47 LIEBECK	#50 MCCLELLAN
Oregon State	Jan 31	5.0- 6- 4- 4- 3- 3*	3.0- 1- 1- 0- 4- 3					
Southern Utah	Feb 01					1.0- 0- 0- 0- 1- 0		
Oral Roberts	Feb 02				5.0- 4- 4- 3- 2- 6*			4.0- 2- 0- 0- 2- 6
Southern Utah	Feb 03					1.2- 0- 0- 0- 1- 0	1.1- 1- 0- 0- 0- 1	
Tennessee	Feb 08		0.0- 1- 0- 0- 0- 0					3.1- 2- 0- 0- 1- 7
Tennessee	Feb 09	9.0- 7- 1- 1- 0- 3*						
Tennessee	Feb 10				6.2- 2- 1- 0- 6- 9*			1.0- 1- 0- 0- 1- 2
Florida State	Feb 15					1.0- 4- 3- 3- 1- 0		
Florida State	Feb 16	3.0- 1- 0- 0- 1- 3	3.0- 5- 4- 4- 3- 1*					2.0- 2- 1- 1- 0- 3
Florida State	Feb 17				6.1- 3- 3- 3- 3- 6			1.0- 4- 3- 3- 1- 0
Cal State Fullerto	Feb 22		6.0- 5- 3- 2- 0- 4*			3.0- 1- 0- 0- 0- 3		
Cal State Fullerto	Feb 23			3.1- 3- 3- 2- 2- 4				
Cal State Fullerto	Feb 24				5.1- 5- 5- 3- 2- 3*	1.0- 0- 0- 0- 1- 2		2.2- 3- 2- 2- 1- 2
Loyola Marymount	Mar 01		6.0- 5- 1- 0- 3- 6*				3.0- 3- 1- 1- 0- 2	
Loyola Marymount	Mar 02							9.0- 3- 2- 1- 8- 6*
Loyola Marymount	Mar 03				6.1- 4- 3- 2- 4- 5*	1.0- 2- 1- 1- 2- 1		
New Mexico State	Mar 05			3.0- 0- 0- 0- 2- 4		0.0- 0- 1- 1- 3- 0		
UNLV	Mar 08							7.0- 4- 0- 0- 0-10*
St. John's	Mar 09							
Oklahoma State	Mar 10			3.0- 1- 0- 0- 0- 3	5.0- 4- 2- 2- 3- 6*			
New Mexico State	Mar 12					3.2- 5- 4- 4- 2- 5	2.0- 2- 1- 1- 0- 2*	2.1- 2- 2- 2- 0- 6
Oklahoma	Mar 15		6.0- 7- 5- 2- 1-10*	3.0- 2- 1- 1- 0- 3				
Oklahoma	Mar 16							8.0- 7- 4- 4- 3- 8*
Oklahoma	Mar 17				5.2-10- 3- 3- 3- 6*			
Arizona	Mar 22	1.0- 1- 0- 0- 0- 0				1.1- 2- 3- 2- 2- 1		3.2- 4- 4- 4- 5- 1*
Arizona	Mar 23		6.0- 7- 4- 1- 2- 5*	1.0- 3- 2- 2- 1- 2				
Arizona	Mar 24				4.0- 7- 8- 7- 5- 5*	0.2- 0- 0- 0- 0- 2	2.1- 1- 1- 1- 2- 4	
Washington	Mar 28	1.1- 2- 1- 1- 1- 1		0.0- 1- 3- 3- 2- 0	0.0- 1- 2- 2- 0- 0	1.2- 1- 1- 1- 1- 2		6.0- 7- 4- 4- 2- 3*
Washington	Mar 29		9.0- 8- 3- 2- 1-17*					
Washington	Mar 30	3.1- 5- 2- 2- 0- 1*		1.0- 1- 2- 2- 1- 0				
UNLV	Apr 01			0.0- 1- 2- 1- 0- 0			3.0- 3- 3- 3- 0- 2	3.0- 4- 4- 4- 3- 1*
Washington State	Apr 05		6.0-10- 6- 4- 2- 3*					
Washington State	Apr 06				3.1- 3- 5- 4- 3- 2*		2.1- 3- 1- 0- 1- 1	
Washington State	Apr 07	2.0- 3- 0- 0- 0- 2						7.0- 9- 4- 4- 3- 8*
UCLA	Apr 12		7.0- 5- 3- 3- 1- 5*					
UCLA	Apr 13				4.1- 3- 5- 4- 2- 1*	0.0- 2- 0- 0- 0- 0	3.2- 6- 5- 4- 1- 2	
UCLA	Apr 14							8.0- 4- 2- 2- 6- 4*
California	Apr 19		6.0- 9- 8- 8- 0- 5*		1.0- 1- 1- 1- 0- 3			
California	Apr 20	3.0- 3- 0- 0- 1- 2					3.0- 8- 2- 2- 0- 2*	
California	Apr 21			0.0- 2- 2- 2- 1- 0	3.0- 3- 1- 1- 1- 1			4.0- 5- 5- 2- 2- 3*
Oklahoma	Apr 24						5.1- 5- 5- 5- 4- 6*	
Notre Dame	Apr 26				0.0- 0- 1- 1- 0- 0			4.1- 6- 6- 5- 3- 5*
New Mexico State	Apr 30	1.0- 0- 0- 0- 0- 2	6.0- 3- 1- 0- 3-11*	1.0- 2- 1- 1- 0- 1		1.0- 0- 0- 0- 2- 1		
Stanford	May 10	3.0- 3- 2- 2- 1- 3					5.0- 5- 3- 3- 3- 3*	
Stanford	May 11		5.0- 3- 0- 0- 4- 5*					
Stanford	May 12				0.1- 0- 0- 0- 0- 1			7.1- 6- 3- 3- 4- 4*
Portland	May 14	4.0- 3- 0- 0- 2- 3*				3.0- 7- 2- 2- 2- 3		
Portland	May 15			2.1- 3- 4- 4- 4- 0	1.2- 1- 0- 0- 0- 2		2.0- 2- 0- 0- 0- 3	
USC	May 17						7.0- 7- 0- 0- 0- 8*	
USC	May 18				1.0- 2- 2- 2- 2- 0			6.0- 3- 2- 1- 4- 5*
USC	May 19	5.0- 4- 2- 1- 0- 3	4.0- 5- 6- 6- 6- 2*					
Oregon State	May 24	2.0- 0- 0- 0- 1- 2			2.0- 1- 0- 0- 0- 0		2.0- 4- 4- 4- 2- 2*	
Oregon State	May 25			0.1- 1- 0- 0- 1- 1	1.2- 1- 0- 0- 1- 0	2.1- 4- 2- 2- 0- 2		4.0- 8- 6- 6- 1- 5*
Oregon State	May 26	0.2- 5- 2- 2- 0- 0	5.0- 5- 0- 0- 1- 4*					



# Sun Devil Baseball 2002 -- Game by Game Statistics



IP-H-R-ER-BB-SO Breakdown for Arizona State (as of May 26, 2002)  
(All games)

Opponent	Date	#38 PERRAULT	# SANCHEZ	#12 SCHROYER	#42 SMITH	#41 SOPKO
Oregon State	Jan 31					1.0- 0- 0- 0- 0- 1
Southern Utah	Feb 01	0.1- 0- 0- 0- 0- 0		6.2- 3- 0- 0- 3-11*	1.0- 0- 0- 0- 0- 1	
Oral Roberts	Feb 02					
Southern Utah	Feb 03		5.1- 5- 2- 1- 1- 4*			0.2- 0- 0- 0- 0- 0
Tennessee	Feb 08			5.2- 7- 4- 3- 3- 8*		
Tennessee	Feb 09					
Tennessee	Feb 10					1.1- 3- 3- 2- 1- 1
Florida State	Feb 15		2.0- 2- 0- 0- 1- 1	3.1- 8- 5- 5- 5- 3*		1.2- 1- 1- 1- 1- 1
Florida State	Feb 16					
Florida State	Feb 17	0.2- 0- 0- 0- 0- 0*				
Cal State Fullerto	Feb 22			4.0- 3- 1- 1- 4- 3*		1.2- 1- 0- 0- 0- 1
Cal State Fullerto	Feb 23					
Cal State Fullerto	Feb 24					
Loyola Marymount	Mar 01					
Loyola Marymount	Mar 02					
Loyola Marymount	Mar 03			1.0- 2- 1- 1- 1- 3		0.2- 0- 0- 0- 0- 0
New Mexico State	Mar 05		4.0- 2- 3- 2- 2- 5*			2.0- 2- 1- 1- 1- 1
UNLV	Mar 08					
St. John's	Mar 09			1.0- 0- 0- 0- 0- 2		1.0- 1- 0- 0- 0- 1
Oklahoma State	Mar 10			1.0- 0- 0- 0- 0- 3		
New Mexico State	Mar 12			0.2- 0- 0- 0- 2- 2		0.0- 1- 1- 1- 1- 0
Oklahoma	Mar 15					
Oklahoma	Mar 16			1.0- 0- 0- 0- 1- 2		
Oklahoma	Mar 17			1.1- 0- 0- 0- 0- 1		2.0- 3- 4- 4- 3- 3
Arizona	Mar 22			1.0- 0- 0- 0- 0- 3		2.0- 1- 0- 0- 1- 1
Arizona	Mar 23			2.0- 1- 0- 0- 1- 1		
Arizona	Mar 24	1.0- 2- 1- 1- 0- 0				
Washington	Mar 28					0.0- 2- 3- 3- 1- 0
Washington	Mar 29					
Washington	Mar 30			2.0- 1- 0- 0- 1- 4		2.2- 2- 2- 2- 1- 1
UNLV	Apr 01	1.1- 3- 1- 0- 0- 1		0.2- 0- 1- 0- 1- 0		
Washington State	Apr 05					2.0- 3- 1- 1- 0- 0
Washington State	Apr 06	0.1- 3- 1- 1- 1- 0		3.0- 3- 0- 0- 0- 3		
Washington State	Apr 07					
UCLA	Apr 12			4.0- 1- 0- 0- 3- 5		
UCLA	Apr 13					
UCLA	Apr 14					1.0- 1- 0- 0- 0- 0
California	Apr 19	2.0- 2- 0- 0- 0- 3				
California	Apr 20			3.0- 2- 1- 1- 2- 3		1.0- 0- 0- 0- 1- 2
California	Apr 21	1.2- 3- 1- 1- 0- 1				0.1- 0- 0- 0- 0- 1
Oklahoma	Apr 24			1.0- 0- 0- 0- 0- 1		2.2- 1- 0- 0- 2- 0
Notre Dame	Apr 26					3.2- 3- 2- 1- 2- 2
New Mexico State	Apr 30					
Stanford	May 10					
Stanford	May 11			4.0- 7- 2- 2- 4- 3		
Stanford	May 12					0.1- 0- 0- 0- 0- 1
Portland	May 14					
Portland	May 15	2.0- 5- 3- 3- 1- 3*		1.0- 1- 0- 0- 1- 2		
USC	May 17			2.0- 1- 1- 1- 0- 2		
USC	May 18	1.0- 2- 2- 2- 1- 0				1.0- 1- 3- 3- 1- 2
USC	May 19					
Oregon State	May 24			1.0- 0- 0- 0- 0- 1		2.0- 4- 3- 1- 1- 4
Oregon State	May 25					0.2- 0- 0- 0- 0- 2
Oregon State	May 26			3.1- 3- 0- 0- 0- 3		



# Sun Devil Baseball 2002

## Position Players 2002 Single Game and Career Highs

### #2 Dustin Pedroia, INF (Woodland, Calif.)

Category	2002 Best	Career Best (last)
At Bats	6 (OSU; 5/24)	Same
Runs	3 - 2x (NMSU; 4/30)	Same
Hits	4 (ARIZ; 3/22)	Same
RBI	2 - 13x (OSU; 5/24)	Same
BB	2 (WASH; 3/30)	Same
SB	1 - 3x (SJU; 3/9)	Same
2B	1 - 12x (WSU; 4/7)	Same
HR	1 (UNLV; 3/8)	Same
Hit Streak	7 games	Same

### #3 Sergio Garcia, INF (Paramount, Calif.)

Category	2002 Best	Career Best (last)
At Bats	5 - 3x (USC; 5/19)	6 - 2x (Centenary; 4/29/01)
Runs	3 (USC; 5/19)	3 - 2x (USC; 5/19/02)
Hits	5 (USC; 5/19)	Same
RBI	3 (USC; 5/19)	4 - 2x (Centenary; 4/29/01)
BB	4 (OSU; 5/24)	Same
SB	2 - 3x (NMSU; 4/30)	2 - 3x (NMSU; 4/30)
2B	1 - 3x (USC; 5/19)	1 - 14x (USC; 5/19/02)
HR	1 (STAN; 5/12)	1 - 5x (STAN; 5/12/02)
Hit Streak	5 games	11 games

\*Career Best includes totals from 2001 Season at Oklahoma

### #4 Doug Schutt, OF (Gilbert, Ariz.)

Category	2002 Best	Career Best (last)
At Bats	5 - 2x (CAL; 4/20)	6 - 2x (Wofford; 4/22/01)
Runs	2 - 2x (WASH; 3/30)	4 (Wofford; 4/21/01)
Hits	2 (OKLA; 3/17)	4 (ETSU; 5/11/01)
RBI	2 (LMU; 3/1)	3 (VMI; 3/11/01)
BB	3 (WASH; 3/30)	3 - 2x (WASH; 3/30/02)
SB	2 - 2x (OKLA; 4/24)	3 (NC A&T; 4/2/01)
2B	1 (UCLA; 4/14)	1 - 10x (UCLA; 4/14/02)
HR	None	1 - 2x (ETSU; 5/10/01)
Hit Streak	1 game	8 games

\*Career Best includes totals from 2001 Season at UNC Greensboro

### #5 Dennis Wyrick, C/3B (Azusa, Calif.)

Category	2002 Best	Career Best (last)
At Bats	5 - 3x (WASH; 3/30)	5 - 10x (WASH; 3/30/02)
Runs	3 (LMU; 3/1)	3 - 2x (LMU; 3/1/02)
Hits	3 - 2x (WASH; 3/30)	4 (UCLA; 4/20/00)
RBI	2 - 2x (ARIZ; 3/23)	3 - 3x (Oklahoma; 4/18/01)
BB	2 - 2x (LMU; 3/1)	3 (Cal; 3/25/00)
SB	1 - 2x (LMU; 3/1)	1 - 6x (LMU; 3/1/02)
2B	2 (ARIZ; 3/23)	Same
HR	None	None
Hit Streak	5 games	9 games

### #6 Ian Kinsler, INF (Tucson, Ariz.)

Category	2002 Best	Career Best (last)
At Bats	5 (OSU; 1/31)	Same
Runs	1 (ORU; 2/2)	Same
Hits	2 - 2x (FSU; 2/16)	Same
RBI	2 - 2x (TENN; 2/8)	Same
BB	None	None
SB	1 - 2x (FSU; 2/16)	Same
2B	1 - 2x (NMSU; 4/30)	Same
HR	None	None

### #8 Jeremy West, 1B (Las Vegas, Nev.)

Category	2002 Best	Career Best (last)
At Bats	6 - 2x (PORT; 5/15)	6 - 3x (PORT; 5/15)
Runs	4 - 2x (PORT; 5/15)	4 - 3x (PORT; 5/15)
Hits	4 (PORT; 5/15)	4 - 3x (PORT; 5/15/02)
RBI	8 (PORT; 5/15)	Same
BB	2 - 4x (OKLA; 4/24)	2 - 10x (OKLA; 4/24/02)
SB	None	2 (SUU; 2/1/01)
2B	2 - 2x (PORT; 5/14)	Same
HR	1 - 13x (OSU; 5/26)	1 - 19x (OSU; 5/26/02)
Hit Streak	8 games	8 games

### #9 Steve Garrabrants, 2B/DH (Phoenix, Ariz.)

Category	2002 Best	Career Best (last)
At Bats	6 (ARIZ; 3/23)	6 - 3x (ARIZ; 3/23/02)
Runs	3 - 2x (SUU; 2/3)	3 - 3x (SUU; 2/3/02)
Hits	3 - 3x (NMSU; 4/30)	3 - 6x (LMU; 3/1/02)
RBI	4 (UCLA; 4/14)	Same
BB	2 - 6x (PORT; 5/15)	4 (Tennessee; 5/1/01)
SB	2 - 2x (PORT; 5/14)	2 - 6x (PORT; 5/14/02)
2B	2 - 3x (USC; 5/19)	2 - 3x (USC; 5/19/02)
HR	1 - 2x (FSU; 2/16)	Same
Hit Streak	9 games	11 games

### #10 Rod Allen, OF (Phoenix, Ariz.)

Category	2002 Best	Career Best (last)
At Bats	5 - 8x (STAN; 5/11)	5 - 20x (STAN; 5/11/02)
Runs	3 (OSU; 5/24)	4 (NMSU; 4/17/01)
Hits	2 - 16x (OSU; 5/26)	4 (NMSU; 4/17/01)
RBI	4 (NMSU; 3/12)	5 - 2x (Texas Tech; 5/25/01)
BB	2 - 4x (WASH; 3/28)	2 - 6x (WASH; 3/28)
SB	2 - 3x (OSU; 5/24)	2 - 2x (SJU; 3/9/02)
2B	1 - 14x (OSU; 5/26)	2 (Duke; 2/10/01)
HR	1 - 5x (ARIZ; 3/24)	1 - 11x (ARIZ; 3/24/02)
Hit Streak	8 games	17 games

### #11 Jeff Larish, 3B (Tempe, Ariz.)

Category	2002 Best	Career Best (last)
At Bats	6 - 3x (OSU; 5/25)	Same
Runs	2 - 2x (WSU; 4/6)	Same
Hits	4 - 2x (UCLA; 4/12)	Same
RBI	3 - 3x (STAN; 5/10)	Same
BB	3 - 3x (PORT; 5/15)	Same
SB	None	None
2B	1 - 4x (OSU; 5/25)	Same
HR	1 - 2x (STAN; 5/10)	Same
Hit Streak	10 games	Same

### #14 Andre Ethier, OF/1B (Phoenix, Ariz.)

Category	2002 Best	Career Best (last)
At Bats	5 - 7x (UCLA; 4/12)	Same
Runs	5 (WSU; 4/7)	Same
Hits	4 (ARIZ; 3/23)	Same
RBI	5 - 2x (WSU; 4/7)	Same
BB	3 (WASH; 3/28)	Same
SB	1 (CSF; 2/23)	Same
2B	1 - 13x (CAL; 4/19)	Same
HR	2 (WSU; 4/7)	Same
Hit Streak	5 games	Same





# Sun Devil Baseball 2002

## Hitters/Pitchers Single-Game Career and 2002 Highs

### #16 Nick Cadena, INF/OF (Glendale, Ariz.)

Category	2002 Best	Career Best (last)
At Bats	6 - 2x (OSU; 5/24)	Same
Runs	3 - 2x (USC; 5/19)	Same
Hits	3 - 3x (OSU; 5/24)	Same
RBI	5 (USC; 5/19)	Same
BB	1 (WASH; 3/29)	Same
SB	None	None
2B	1 (OSU; 5/25)	None
HR	2 - 2x (USC; 5/19)	Same
Hit Streak	3 games	Same

### #17 Ryan McKenna, OF (Elgin, Ill.)

Category	2002 Best	Career Best (last)
At Bats	5 - 3x (NMSU; 4/30)	6 (Tenn; 5/2/01)
Runs	3 (UCLA; 4/14)	Same
Hits	2 - 3x (STAN; 5/11)	2 - 7x (STAN; 5/11/02)
RBI	3 (WSU; 4/6)	Same
BB	1 - 4x (ND; 4/26)	2 - 2x (Nevada; 5/16/01)
SB	1 (OKST; 3/10)	1 - 3x (OKST; 3/10/02)
2B	1 - 3x (WSU; 3/6)	1 - 4x (WSU; 4/6)
HR	1 (UNLV; 4/1)	Same
Hit Streak	4 games	4 games

### #19 Joel Bocchi, C (Phoenix, Ariz.)

Category	2002 Best	Career Best (last)
At Bats	4 (OKLA; 3/17)	Same
Runs	1 - 2x (OKLA; 4/24)	Same
Hits	1 - 4x (PORT; 5/14)	Same
RBI	2 (WASH; 3/29)	Same
BB	1 (SUU; 2/1)	Same
SB	None	None
2B	1 (ARIZ; 3/23)	Same
HR	None	None
Hit Streak	1 game	Same

### #20 Nick Walsh, OF/DH (Alamo, Calif.)

Category	2002 Best	Career Best (last)
At Bats	5 (FSU; 2/17)	5 - 5x (FSU; 2/17/02)
Runs	3 (WSU; 4/6)	4 (Tenn; 5/2/01)
Hits	1 - 11x (OSU; 5/26)	3 - 3x (UW; 5/14/01)
RBI	2 (FSU; 2/16)	2 - 5x (UW; 5/14/01)
BB	3 - 2x (OSU; 5/26)	4 (UCLA; 5/19/01)
SB	1 - 2x (UNLV; 3/8)	1 - 4x (UNLV; 3/8/02)
2B	1 - 2x (SJU; 3/9)	2 (Tenn; 5/2/01)
HR	None	1 (WSU; 4/13/01)
Hit Streak	2 games	3 games

### #27 Bryce Kartler, OF/DH (Phoenix, Ariz.)

Category	2002 Best	Career Best (last)
At Bats	4 (USC; 5/19)	Same
Runs	1 (NMSU; 4/30)	Same
Hits	2 - 2x (USC; 5/17)	Same
RBI	2 - 2x (USC; 5/17)	Same
BB	2 (PORT; 5/15)	Same
SB	None	None
2B	2 (USC; 5/17)	Same
HR	None	None

### #28 Jon Sheaffer, OF (Mesa, Ariz.)

Category	2002 Best	Career Best (last)
At Bats	5 - 3x (UCLA; 4/12)	Same
Runs	4 (WSU; 4/7)	Same
Hits	3 - 2x (WSU; 4/7)	3 - 3x (WSU; 4/7/02)
RBI	4 (LMU; 3/1)	Same
BB	2 (TENN; 2/8)	Same
SB	2 (TENN; 2/8)	Same
2B	1 - 5x (SJU; 3/9)	1 - 5x (SJU; 3/9/02)
HR	None	None
Hit Streak	13 games	Same

### #39 Tuffy Gosewisch, C (Scottsdale, Ariz.)

Category	2002 Best	Career Best (last)
At Bats	4 (OSU; 1/31)	Same
Runs	1 - 4x (NMSU; 3/5)	Same
Hits	1 - 5x (NMSU; 3/5)	Same
RBI	1 - 2x (NMSU; 3/5)	None
BB	2 (UNLV; 3/8)	Same
SB	None	None
2B	None	None
HR	None	None
Hit Streak	4 games	Same

### #62 Cesar Castillo, C (Yuma, Ariz.)

Category	2002 Best	Career Best (last)
At Bats	4 - 4x (STAN; 5/11)	Same
Runs	3 - 2x (UCLA; 4/14)	Same
Hits	3 - 2x (UCLA; 4/14)	Same
RBI	3 - 2x (PORT; 5/14)	3 - 3x (PORT; 5/14/02)
BB	1 - 3x (UCLA; 4/14)	1 - 4x (UCLA; 4/14/01)
SB	1 - 2x (WSU; 4/7)	Same
2B	2 (PORT; 5/14)	Same
HR	None	None

### #12 Ryan Schroyer, RHP (Casa Grande, Ariz.)

Category	2002 Best	Career Best (last)
Innings	6.2 (SUU; 2/1)	Same
Runs Allowed	5 (FSU; 2/15)	6 (USC; 4/6)
ER Allowed	5 (FSU; 2/15)	6 (USC; 4/6/01)
K's	11 (SUU; 2/1)	Same
BB	5 (FSU; 2/15)	5 (ORU; 4/19/01)
Hits Allowed	8 (FSU; 2/15)	same
WP	1 (UNLV; 4/1)	1 - 2x (UNLV; 4/1/02)
HBP	1 (FSU; 2/15)	1 (5 times)

### #13 J.J. Jackson, RHP (Chandler, Ariz.)

Category	2002 Best	Career Best (last)
Innings	3.1 (CSF; 2/23)	Same
Runs Allowed	3 - 2x (WASH; 3/28)	3 - 4x (WASH; 3/28/02)
ER Allowed	3 (WASH; 3/28)	3 - 2x (WASH; 3/28/02)
K's	4 - 2x (NMSU; 3/5)	4 - 2x (NMSU; 3/5/02)
BB	4 (OSU; 1/31)	4 - 2x (OSU; 1/31/02)
Hits Allowed	3 (CSF; 2/23)	3 - 2x (CSF; 2/23/02)
WP	3 (CSF; 2/23)	3 (CSF; 2/23/02)
HBP	None	1 (USC; 4/6/01)



# Sun Devil Baseball 2002

## Pitchers Single-Game Career and 2002 Highs

### #23 Mike Esposito, RHP (Las Vegas, Nev.)

Category	2002 Best	Career Best (last)
Innings	9.0 - 2x (WASH; 3/29)	Same
Runs Allowed	8 (CAL; 4/19)	Same
ER Allowed	8 (CAL; 4/19)	Same
K's	17 (WASH; 3/29)	Same
BB	4 (STAN; 5/11)	Same
Hits Allowed	6 (USC; 5/19)	Same
WP	2 (FSU; 2/16)	2 - 2x (FSU; 2/16/02)
HBP	2 (WASH; 3/29)	2 - 2x (WASH; 3/29/02)

### #27 Bryce Kartler, LHP (Phoenix, Ariz.)

Category	2002 Best	Career Best (last)
Innings	6.2 (TENN; 2/10)	Same
Runs Allowed	8 (ARIZ; 3/24)	Same
ER Allowed	7 (ARIZ; 3/24)	Same
K's	9 (TENN; 2/10)	9 - 2x (TENN; 2/10/02)
BB	6 (TENN; 2/10)	Same
Hits Allowed	10 (OKLA; 3/17)	Same
WP	3 - 2x (ARIZ; 3/24)	Same
HBP	4 (FSU; 2/17)	Same

### #38 Josh Perrault, RHP (Mesa, Ariz.)

Category	2002 Best	Career Best (last)
Innings	2.0 - 2x (PORT; 5/15)	Same
Runs Allowed	3 (PORT; 5/15)	Same
ER Allowed	3 (PORT; 5/15)	Same
K's	3 - 2x (PORT; 5/15)	Same
BB	1 - 2x (PORT; 5/15)	Same
Hits Allowed	5 (PORT; 5/15)	Same
WP	1 - 2x (PORT; 5/15)	None
HBP	1 (FSU; 2/17)	Same

### #41 Mark Sopko, RHP (Joliet, Ill.)

Category	2002 Best	Career Best (last)
Innings	3.2 (ND; 4/26)	Same
Runs Allowed	4 (OKLA; 3/17)	Same
ER Allowed	4 (OKLA; 3/17)	Same
K's	4 (OSU; 5/24)	Same
BB	3 (OKLA; 3/17)	Same
Hits Allowed	4 (OSU; 5/24)	Same
WP	1 (ND; 4/26)	None
HBP	1 (TENN; 2/10)	Same

### #42 Josh Smith, RHP (Lake Havasu, Ariz.)

Category	2002 Best	Career Best (last)
Innings	1.0 (SUU; 2/1)	Same
Runs Allowed	None	None
ER Allowed	None	None
K's	1 (SUU; 2/1)	Same
BB	None	None
Hits Allowed	None	None
WP	None	None
HBP	None	None

### #47 Jered Liebeck, RHP (Glendale, Ariz.)

Category	2002 Best	Career Best (last)
Innings	7.0 (USC; 5/17)	Same
Runs Allowed	5 - 2x (OKLA; 4/24)	6 (Arizona; 5/21/00)
ER Allowed	5 (OKLA; 4/24)	6 (Arizona; 5/21/00)
K's	8 (USC; 5/17)	Same
BB	4 (OKLA; 4/24)	Same
Hits Allowed	8 (CAL; 4/20)	Same
WP	1 - 2x (UCLA; 4/13)	1 - 5x (UCLA; 4/13)
HBP	1 - 3x (UNLV; 4/1)	1 - 6x (ARIZ; 3/24/02)

### #48 Carlos Arguello, LHP (Albuquerque, N.M.)

Category	2002 Best	Career Best (last)
Innings	5.0 (USC; 5/19)	Same
Runs Allowed	2 - 4x (OSU; 5/26)	Same
ER Allowed	2 - 3x (OSU; 5/26)	Same
K's	3 - 3x (USC; 5/19)	Same
BB	2 (PORT; 5/14)	Same
Hits Allowed	5 - 2x (OSU; 5/26)	Same
WP	None	None
HBP	1 (WASH; 3/30)	Same

### #50 Robbie McClellan, RHP (Liberal, Kan.)

Category	2002 Best	Career Best (last)
Innings	9.0 (LMU; 3/2)	Same
Runs Allowed	4 - 3x (WSU; 4/7)	Same
ER Allowed	4 - 3x (WSU; 4/7)	Same
K's	10 (UNLV; 3/8)	Same
BB	8 (LMU; 3/2)	Same
Hits Allowed	9 (WSU; 4/7)	Same
WP	2 (LMU; 3/2)	Same
HBP	1 - 2x (WSU; 4/7)	Same

### #59 Aaron Klusman, RHP (Phoenix, Ariz.)

Category	2002 Best	Career Best (last)
Innings	3.2 (NMSU; 3/12)	6.0 (WSU; 4/14/01)
Runs Allowed	4 (NMSU; 3/12)	4 (NMSU; 3/12/02)
ER Allowed	4 (NMSU; 3/12)	4 (NMSU; 3/12/02)
K's	5 (NMSU; 3/12)	10 (WSU; 4/14/01)
BB	3 (NMSU; 3/5)	3 - 2x (NMSU; 3/5)
Hits Allowed	7 (PORT; 5/14)	Same
WP	1 - 4x (WASH; 3/28)	1 - 5x (WASH; 3/28/02)
HBP	2 (WASH; 3/28)	Same



# Sun Devil Baseball 2002

## Sun Devil Baseball Career Statistics

### Rod Allen

Year	Avg	GP-GS	AB	R	H	2B	3B	HR	RBI	TB	SLG%	BB	HBP	SO	GDP	OB%	SF	SH	SB-ATT	PO	A	E	FLD%
2001....	.389	51-42	180	41	70	14	1	6	53	104	.578	11	9	18	7	.441	4	0	6-11	38	7	2	.957
2002....	.268	52-49	194	43	52	14	1	5	47	83	.428	19	7	35	6	.353	1	1	14-16	83	2	1	.988
TOTAL...	.326	103-91	374	84	122	28	2	11	100	187	.500	30	16	53	13	.395	5	1	20-27	121	9	3	.977

### Carlos Arguello

Year	ERA	W-L	App	GS	CG	SHO/CBO	SV	IP	H	R	ER	BB	SO	2B	3B	HR	BF	B/Avg	WP	HBP	SFA	SHA
2002....	2.45	3-1	12	2	0	0/0	0	29.1	30	9	8	7	22	6	0	2	125	.261	1	2	1	0
TOTAL...	2.45	3-1	12	2	0	0/0	0	29.1	30	9	8	7	22	6	0	2	125	.261	1	2	1	0

### Joel Bocchi

Year	Avg	GP-GS	AB	R	H	2B	3B	HR	RBI	TB	SLG%	BB	HBP	SO	GDP	OB%	SF	SH	SB-ATT	PO	A	E	FLD%
2002....	.214	17-8	28	3	6	1	1	0	3	9	.321	6	1	5	2	.371	0	0	0-0	69	16	3	.966
TOTAL...	.214	17-8	28	3	6	1	1	0	3	9	.321	6	1	5	2	.371	0	0	0-0	69	16	3	.966

### Nick Cadena

Year	Avg	GP-GS	AB	R	H	2B	3B	HR	RBI	TB	SLG%	BB	HBP	SO	GDP	OB%	SF	SH	SB-ATT	PO	A	E	FLD%
2002....	.241	34-15	79	13	19	1	0	6	26	38	.481	5	1	20	1	.294	0	0	0-0	20	0	1	.952
TOTAL...	.241	34-15	79	13	19	1	0	6	26	38	.481	5	1	20	1	.294	0	0	0-0	20	0	1	.952

### Cesar Castillo

Year	Avg	GP-GS	AB	R	H	2B	3B	HR	RBI	TB	SLG%	BB	HBP	SO	GDP	OB%	SF	SH	SB-ATT	PO	A	E	FLD%
2001....	.286	17-0	7	1	2	0	0	0	4	2	.286	1	0	0	0	.375	0	0	0-0	31	5	1	.973
2002....	.272	36-24	81	16	22	8	1	0	17	32	.395	14	3	15	2	.394	1	2	2-2	208	24	7	.971
TOTAL...	.273	53-24	88	17	24	8	1	0	21	34	.386	15	3	15	2	.393	1	2	2-2	239	29	8	.971

### Mike Esposito

Year	ERA	W-L	App	GS	CG	SHO/CBO	SV	IP	H	R	ER	BB	SO	2B	3B	HR	BF	B/Avg	WP	HBP	SFA	SHA
2000....	5.00	1-0	2	2	0	0/0	0	9.0	8	6	5	6	14	1	1	0	40	.235	0	0	0	0
2001....	4.06	5-2	16	13	0	0/0	0	68.2	66	33	31	24	63	7	2	7	297	.256	7	8	2	5
2002....	3.47	9-5	16	16	2	0/0	0	96.0	96	50	37	31	93	14	1	5	421	.259	8	9	2	8
TOTAL...	3.78	15-7	34	31	2	0/0	0	173.2	170	89	73	61	170	22	4	12	758	.256	15	17	4	13

### Andre Ethier

Year	Avg	GP-GS	AB	R	H	2B	3B	HR	RBI	TB	SLG%	BB	HBP	SO	GDP	OB%	SF	SH	SB-ATT	PO	A	E	FLD%
2002....	.377	44-44	167	36	63	14	3	4	46	95	.569	27	3	18	4	.465	3	0	1-4	103	3	4	.964
TOTAL...	.377	44-44	167	36	63	14	3	4	46	95	.569	27	3	18	4	.465	3	0	1-4	103	3	4	.964

### Sergio Garcia

Year	Avg	GP-GS	AB	R	H	2B	3B	HR	RBI	TB	SLG%	BB	HBP	SO	GDP	OB%	SF	SH	SB-ATT	PO	A	E	FLD%
2002....	.351	45-28	97	29	34	3	0	1	13	40	.412	19	5	11	2	.479	0	1	15-19	64	87	4	.974
TOTAL...	.351	45-28	97	29	34	3	0	1	13	40	.412	19	5	11	2	.479	0	1	15-19	64	87	4	.974

### Steve Garrabrants

Year	Avg	GP-GS	AB	R	H	2B	3B	HR	RBI	TB	SLG%	BB	HBP	SO	GDP	OB%	SF	SH	SB-ATT	PO	A	E	FLD%
2001....	.307	48-33	140	31	43	5	5	0	23	58	.414	20	2	26	1	.396	2	1	16-25	39	50	6	.937
2002....	.346	47-47	185	52	64	14	7	2	33	98	.530	32	8	39	2	.452	5	0	15-21	46	52	10	.907
TOTAL...	.329	95-80	325	83	107	19	12	2	56	156	.480	52	10	65	3	.429	7	1	31-46	85	102	16	.921

### Tuffy Gosewisch

Year	Avg	GP-GS	AB	R	H	2B	3B	HR	RBI	TB	SLG%	BB	HBP	SO	GDP	OB%	SF	SH	SB-ATT	PO	A	E	FLD%
2002....	.128	30-12	39	6	5	0	0	0	2	5	.128	4	0	12	4	.209	0	0	0-0	117	11	1	.992
TOTAL...	.128	30-12	39	6	5	0	0	0	2	5	.128	4	0	12	4	.209	0	0	0-0	117	11	1	.992



# Sun Devil Baseball 2002

## Sun Devil Baseball Career Statistics

### J.J. Jackson

Year	ERA	W-L	App	GS	CG	SHO/CBO	SV	IP	H	R	ER	BB	SO	2B	3B	HR	BF	B/Avg	WP	HBP	SFA	SHA
2001....	8.68	0-0	9	0	0	0/0	0	9.1	10	11	9	9	13	1	0	1	50	.250	3	1	0	0
2002....	7.71	3-0	14	0	0	0/0	0	21.0	22	21	18	18	21	5	1	2	106	.256	7	1	1	0
TOTAL...	8.01	3-0	23	0	0	0/0	0	30.1	32	32	27	27	34	6	1	3	156	.254	10	2	1	0

### Bryce Kartler

Year	Avg	GP-GS	AB	R	H	2B	3B	HR	RBI	TB	SLG%	BB	HBP	SO	GDP	OB%	SF	SH	SB-ATT	PO	A	E	FLD%
2000....	.500	16-2	6	1	3	0	0	0	5	3	.500	1	0	2	0	.571	0	0	0-0	3	4	1	.875
2002....	.267	25-13	15	2	4	3	0	0	4	7	.467	8	1	3	1	.542	0	0	0-0	2	13	5	.750
TOTAL...	.333	63-17	21	3	7	3	0	0	9	10	.476	9	1	5	1	.548	0	0	0-0	11	30	7	.854

Year	ERA	W-L	App	GS	CG	SHO/CBO	SV	IP	H	R	ER	BB	SO	2B	3B	HR	BF	B/Avg	WP	HBP	SFA	SHA
2000....	6.61	0-1	9	2	0	0/0	1	16.1	22	14	12	14	19	6	2	1	87	.310	1	2	0	0
2001....	5.77	0-0	22	2	0	0/0	4	39.0	47	31	25	21	41	5	2	1	183	.313	2	6	1	5
2002....	5.46	4-4	19	9	0	0/0	0	62.2	55	46	38	37	56	10	0	2	291	.240	11	18	2	5
TOTAL...	5.72	4-5	50	13	0	0/0	5	118.0	124	91	75	72	116	21	4	4	561	.276	14	26	3	10

### Ian Kinsler

Year	Avg	GP-GS	AB	R	H	2B	3B	HR	RBI	TB	SLG%	BB	HBP	SO	GDP	OB%	SF	SH	SB-ATT	PO	A	E	FLD%
2002....	.230	29-17	61	5	14	2	0	0	9	16	.262	2	0	10	1	.246	2	1	4-4	21	47	8	.895
TOTAL...	.230	29-17	61	5	14	2	0	0	9	16	.262	2	0	10	1	.246	2	1	4-4	21	47	8	.895

### Aaron Klusman

Year	ERA	W-L	App	GS	CG	SHO/CBO	SV	IP	H	R	ER	BB	SO	2B	3B	HR	BF	B/Avg	WP	HBP	SFA	SHA
2001....	3.31	1-0	25	0	0	0/0	2	35.1	29	15	13	19	49	1	0	3	158	.215	2	2	0	2
2002....	6.45	0-0	15	0	0	0/1	1	22.1	28	17	16	18	22	4	1	0	114	.311	5	4	2	0
TOTAL...	4.53	1-0	40	0	0	0/1	3	57.2	57	32	29	37	71	5	1	3	272	.253	7	6	2	2

### Jeff Larish

Year	Avg	GP-GS	AB	R	H	2B	3B	HR	RBI	TB	SLG%	BB	HBP	SO	GDP	OB%	SF	SH	SB-ATT	PO	A	E	FLD%
2002....	.339	30-29	112	27	38	4	3	2	22	54	.482	26	0	16	3	.460	1	0	0-1	24	40	5	.928
TOTAL...	.339	30-29	112	27	38	4	3	2	22	54	.482	26	0	16	3	.460	1	0	0-1	24	40	5	.928

### Jered Liebeck

Year	ERA	W-L	App	GS	CG	SHO/CBO	SV	IP	H	R	ER	BB	SO	2B	3B	HR	BF	B/Avg	WP	HBP	SFA	SHA
2000....	5.55	2-2	10	5	0	0/0	0	24.1	30	19	15	9	12	12	0	2	115	.300	2	3	0	3
2001....	4.40	1-1	7	3	0	0/0	0	14.1	20	8	7	4	10	3	0	3	67	.333	1	2	1	0
2002....	5.14	2-1	13	6	0	0/0	1	42.0	50	26	24	13	38	3	0	8	190	.296	2	4	1	3
TOTAL...	5.13	5-4	30	14	0	0/0	1	80.2	100	53	46	26	60	18	0	13	372	.304	5	9	2	6

### Robbie McClellan

Year	ERA	W-L	App	GS	CG	SHO/CBO	SV	IP	H	R	ER	BB	SO	2B	3B	HR	BF	B/Avg	WP	HBP	SFA	SHA
2002....	4.61	7-5	20	13	2	1/0	1	93.2	86	54	48	50	89	16	1	9	412	.249	12	6	7	4
TOTAL...	4.61	7-5	20	13	2	1/0	1	93.2	86	54	48	50	89	16	1	9	412	.249	12	6	7	4

### Ryan McKenna


Year	Avg	GP-GS	AB	R	H	2B	3B	HR	RBI	TB	SLG%	BB	HBP	SO	GDP	OB%	SF	SH	SB-ATT	PO	A	E	FLD%
2001....	.286	30-10	49	13	14	1	0	0	8	15	.306	11	1	9	1	.426	0	0	2-3	19	0	0	1.000
2002....	.265	39-20	83	15	22	3	1	1	15	30	.361	14	3	18	1	.382	2	0	2-3	28	0	0	1.000
TOTAL...	.273	69-30	132	28	36	4	1	1	23	45	.341	25	4	27	2	.399	2	0	4-6	47	0	0	1.000

### Dustin Pedroia

Year	Avg	GP-GS	AB	R	H	2B	3B	HR	RBI	TB	SLG%	BB	HBP	SO	GDP	OB%	SF	SH	SB-ATT	PO	A	E	FLD%
2002....	.333	54-54	216	49	72	13	2	1	41	92	.426	23	5	17	4	.408	1	1	5-9	49	153	3	.985
TOTAL...	.333	54-54	216	49	72	13	2	1	41	92	.426	23	5	17	4	.408	1	1	5-9	49	153	3	.985



# Sun Devil Baseball 2002



## Sun Devil Baseball Career Statistics

### Josh Perrault

Year	ERA	W-L	App	GS	CG	SHO/CBO	SV	IP	H	R	ER	BB	SO	2B	3B	HR	BF	B/Avg	WP	HBP	SFA	SHA
2002....	6.97	0-0	9	2	0	0/1	0	10.1	20	9	8	3	8	3	0	1	55	.408	2	1	1	1
TOTAL...	6.97	0-0	9	2	0	0/1	0	10.1	20	9	8	3	8	3	0	1	55	.408	2	1	1	1

### Ryan Schroyer

Year	ERA	W-L	App	GS	CG	SHO/CBO	SV	IP	H	R	ER	BB	SO	2B	3B	HR	BF	B/Avg	WP	HBP	SFA	SHA
2001....	7.31	2-2	13	7	0	0/1	0	28.1	28	23	23	22	29	7	2	2	138	.259	1	5	1	2
2002....	2.35	4-1	23	4	0	0/1	7	53.2	43	16	14	32	69	8	0	1	237	.221	2	5	2	3
TOTAL...	4.06	6-3	36	11	0	0/2	7	82.0	71	39	37	54	98	15	2	3	375	.234	3	10	3	5

### Doug Schutt

Year	Avg	GP-GS	AB	R	H	2B	3B	HR	RBI	TB	SLG%	BB	HBP	SO	GDP	OB%	SF	SH	SB-ATT	PO	A	E	FLD%
2002....	.231	30-14	52	15	12	1	1	0	4	15	.288	13	0	4	3	.373	2	3	7-8	17	0	1	.944
TOTAL...	.231	30-14	52	15	12	1	1	0	4	15	.288	13	0	4	3	.373	2	3	7-8	17	0	1	.944

### Jon Sheaffer

Year	Avg	GP-GS	AB	R	H	2B	3B	HR	RBI	TB	SLG%	BB	HBP	SO	GDP	OB%	SF	SH	SB-ATT	PO	A	E	FLD%
2001....	.261	30-3	23	8	6	0	0	0	3	6	.261	5	1	10	0	.400	1	0	3-3	12	0	0	1.000
2002....	.364	38-31	110	31	40	6	1	0	19	48	.436	14	4	19	3	.446	2	2	8-12	69	1	0	1.000
TOTAL...	.346	68-34	133	39	46	6	1	0	22	54	.406	19	5	29	3	.438	3	2	11-15	81	1	0	1.000

### Mark Sopko

Year	ERA	W-L	App	GS	CG	SHO/CBO	SV	IP	H	R	ER	BB	SO	2B	3B	HR	BF	B/Avg	WP	HBP	SFA	SHA
2002....	5.74	2-2	23	0	0	0/0	1	31.1	30	24	20	17	25	7	0	3	137	.263	1	4	1	1
TOTAL...	5.74	2-2	23	0	0	0/0	1	31.1	30	24	20	17	25	7	0	3	137	.263	1	4	1	1

### Nick Walsh

Year	Avg	GP-GS	AB	R	H	2B	3B	HR	RBI	TB	SLG%	BB	HBP	SO	GDP	OB%	SF	SH	SB-ATT	PO	A	E	FLD%
2001....	.264	44-21	91	26	24	3	0	1	15	30	.330	31	5	9	2	.472	0	3	2-5	10	1	1	.917
2002....	.222	40-14	63	19	14	2	0	0	9	16	.254	19	7	12	4	.444	1	2	4-5	2	6	0	1.000
TOTAL...	.247	84-35	154	45	38	5	0	1	24	46	.299	50	12	21	6	.461	1	5	6-10	12	7	1	.950

### Jeremy West

Year	Avg	GP-GS	AB	R	H	2B	3B	HR	RBI	TB	SLG%	BB	HBP	SO	GDP	OB%	SF	SH	SB-ATT	PO	A	E	FLD%
2001....	.307	49-35	140	34	43	8	4	6	34	77	.550	21	1	23	6	.394	3	0	2-3	236	28	3	.989
2002....	.368	52-52	193	54	71	18	4	13	67	136	.705	27	13	31	5	.463	7	0	0-0	405	30	5	.989
TOTAL...	.342	101-87	333	88	114	26	8	19	101	213	.640	48	14	54	11	.435	10	0	2-3	641	58	8	.989

### Dennis Wyrick

Year	Avg	GP-GS	AB	R	H	2B	3B	HR	RBI	TB	SLG%	BB	HBP	SO	GDP	OB%	SF	SH	SB-ATT	PO	A	E	FLD%
2000....	.317	53-51	161	42	51	2	2	0	29	57	.354	19	1	31	4	.382	5	6	4-6	57	128	13	.934
2001....	.360	52-46	172	31	62	8	0	0	27	70	.407	22	5	29	0	.447	0	2	4-6	74	134	17	.924
2002....	.315	25-24	73	11	23	4	0	0	10	27	.370	6	2	12	3	.378	1	0	3-3	66	25	5	.948
TOTAL...	.335	130-121	406	84	136	14	2	0	66	154	.379	47	8	72	7	.409	6	8	11-15	197	287	35	.933



# Sun Devil Baseball 2002

## Last Time it Happened in Sun Devil Baseball...

(Through 54 Games of 2002 Season)

### Hitting Categories:

**A SUN DEVIL HIT A GRAND SLAM:** Jeremy West, May 15, 2002 vs. Portland (6th inning at Hohokam Park)  
**HIT A GAME-WINNING HOME RUN:** Rod Alen, Feb. 2, 2002, vs. Oral Roberts (8th inning at Hohokam Park)  
**A SUN DEVIL LED OFF A GAME WITH A HR:** Steve Garrabrants, Feb. 9, 2002 vs. Tennessee (first pitch of game)  
**A SUN DEVIL HIT FOR THE CYCLE:** Mitch Jones, May 21, 2000, at Arizona (Sancet Field)  
**THE DEVILS HIT FOR THE CYCLE TO OPEN A GAME:** Feb. 9, 2002 vs. Tennessee in first inning (HR/2B/1B/3B)  
**THE DEVILS HIT BACK-TO-BACK HOME RUNS:** Rod Allen and Jeff Phelps, April 17, 2001 at New Mexico State (7th Inning)  
**A SUN DEVIL HIT TWO HOME RUNS IN ONE GAME:** Nick Cadena, April 30, 2002 vs. New Mexico State (Hohokam Stadium)  
**A SUN DEVIL HIT THREE HOME RUNS IN A GAME:** Jim Austin, March 12, 1991, vs. Grand Canyon  
**A SUN DEVIL HAD 5 HITS IN A GAME:** Sergio Garcia, May 19, 2002, vs. USC (5-for-5) at Hohokam Stadium  
**A SUN DEVIL HAD 6 HITS IN A GAME:** Mark Ernster, Feb. 20, 1999, vs. Brigham Young (Packard Stadium)  
**A SUN DEVIL HAD 7 HITS IN A GAME:** Jerry Mantlo, Feb. 6, 1972, vs. Michigan  
**A SUN DEVIL HAD 3 DOUBLES IN A GAME:** Mike Lopez, Feb. 18, 2001, vs. Creighton (2x5, 7 RBI)  
**A SUN DEVIL HIT 2 TRIPLES IN A GAME:** Mel Stocker, May 13, 2000, vs. Washington (Packard Stadium)  
**A SUN DEVIL HAD 7 RBI IN A GAME:** Mike Lopez, Feb. 18, 2001, vs. Creighton (Packard Stadium)  
**A SUN DEVIL HAD 8 RBI IN A GAME:** Jeremy West, May 15, 2002, vs. Portland (Hohokam Park)  
**A SUN DEVIL STOLE 4 BASES IN A GAME:** Mel Stocker, Feb. 1, 2001, vs. Southern Utah (Packard Stadium)  
**A SUN DEVIL STRAIGHT STEAL OF HOME:** Dustin Pedroia, Feb. 3, 2002 vs. Southern Utah (Hohokam Park, 3rd inning)  
**A SUN DEVIL STRUCK OUT FOUR OR MORE TIMES IN A GAME:** Casey Myers, April 29, 2000, at USC (Deadeaux Field)  
**A SUN DEVIL WALKED FOUR TIMES IN A GAME:** Nick Walsh, May 19, 2001 vs. UCLA  
**A SUN DEVIL HITTER STRANDED SIX RUNNERS ON BASE:** Dustin Pedroia, April 19, 2002, vs. California (Hohokam Stadium)  
**A SUN DEVIL RECORDED 13 TOTAL BASES:** Mitch Jones, Feb. 27, 2000, vs. Southern Utah (2 HR, 2 2B, 1B)  
**A SUN DEVIL HAD TWO SAC BUNTS IN A GAME:** Mike Lopez, May 12, 2001 at Washington (11-6 win in 10 innings)  
**A SUN DEVIL SCORED FIVE RUNS IN A GAME:** Casey Myers, Mar. 4, 2000, vs. Arizona (Packard Stadium)  
**THE SUN DEVILS LEFT 13 OR MORE RUNNERS ON BASE:** vs. UCLA (16), May 19, 2001 at Packard Stadium (3-1 Loss)  
**A SUN DEVIL WAS HIT BY PITCHES TWO OR MORE TIMES:** Nick Walsh (3), March 12, 2002 at NMSU  
**AN OPPONENT HIT TWO HOME RUNS IN ONE GAME:** Chad Diaz (New Mexico State), April 17, 2001 at NMSU

### Pitching Categories:

**A SUN DEVIL PITCHER THREW A NO-HITTER:** Kevin Rawitzer, March 2, 1993, vs. Southern Utah (ASU 7, SUU 0)  
**A SUN DEVIL PITCHER THREW A PERFECT GAME:** Eddie Bane, March 2, 1973, vs. Cal State Northridge (ASU 9, CSUN 0)  
**A SUN DEVIL PITCHER THREW A ONE-HITTER:** Drew Friedberg, Jan. 24, 1999, vs. Hawaii-Hilo (ASU 10, Hilo 0)  
**A SUN DEVIL PITCHER THREW A TWO-HITTER:** Will Waldrip, Jan. 23, 1999, vs. Hawaii-Hilo (ASU 3, Hilo 0)  
**ARIZONA STATE WAS NO-HIT:** Phil Keller (Stanford), March 23, 1970 (Stanford 1, ASU 0)  
**ARIZONA STATE WAS ONE-HIT:** Alan Dunn/Tim Meacham (Alabama), June 10, 1983 (Alabama 6, ASU 0)  
**A SUN DEVIL PITCHER THREW A COMPLETE GAME:** Mike Esposito, March 29, 2002 (8-3 win over UW)  
**A SUN DEVIL PITCHER THREW BACK-TO-BACK COMPLETE GAMES:** Robbie McClellan (3/2, 3/8, 2002)  
**AN OPPOSING PITCHER THREW A COMPLETE GAME:** Eddie Bonine (Washington State), April 5, 2002 (7-4 WSU Win)  
**THE SUN DEVILS SHUT OUT AN OPPONENT (1 OR MORE PITCHERS):** UNLV, March 8, 2002 (10-0 win over UNLV)  
**THE SUN DEVILS WERE SHUT OUT:** USC (Randy Flores), April 7, 1995 (USC 9, ASU 0) -- 429 Games (*NCAA Record*)  
**A SUN DEVIL STRUCK OUT 10 OR MORE BATTERS IN A GAME:** Mike Esposito (11), April 30, 2002 vs. New Mexico State  
**A SUN DEVIL STRUCK OUT 15 OR MORE BATTERS IN A GAME:** Mike Esposito (17), March 29, 2002 vs. UW  
**AN OPPONENT PITCHER STRUCK OUT 10 OR MORE SUN DEVILS:** Rik Currier, USC, (11), April 28, 2000  
**THE SUN DEVIL PITCHING STAFF DID NOT WALK A BATTER:** USC, May 17, 2002 (3-1 win)  
**A SUN DEVIL PITCHER RECORDED 10 WINS IN A SEASON:** Andy Torres, 2001-present (10-3)  
**A SUN DEVIL PITCHER HIT THREE BATTERS IN A GAME:** Bryce Kartler (4) vs. Florida State, Feb. 17, 2002

### Fielding Categories:

**THE SUN DEVILS HAD NO ERRORS IN A GAME:** May 17, 2002 vs. USC (3-1 win)  
**THE SUN DEVILS COMMITTED FIVE ERRORS IN A GAME:** April 17, 2001 at New Mexico State (19-16 loss)  
**A SUN DEVIL COMMITTED THREE OR MORE ERRORS IN A GAME:** Joel Bocchi, Mar. 29, 2002 vs. Washington (3)  
**A SUN DEVIL HAD 15 OR MORE PUTOUTS IN A GAME:** Jeremy West, Apr. 12, 2002 at UCLA (Jackie Robinson Stadium)  
**A SUN DEVIL HAD 20 OR MORE PUTOUTS IN A GAME:** Jeff Phelps (21), March 6, 1999, vs. Stanford  
**A SUN DEVIL HAD EIGHT OR MORE ASSISTS IN A GAME:** Dennis Wyrick (SS), Feb. 6, 2000, vs. Florida State  
**THE SUN DEVILS TURNED FIVE DOUBLE PLAYS IN A GAME:** May 7, 1999, vs. Washington (Husky Ballpark)

### Scoring and Misc. Categories:

**THE SUN DEVILS RECORDED 20 OR MORE HITS:** 21, April 7, 2002 at Washington State (22-4 win)  
**THE SUN DEVILS SCORED 20 OR MORE RUNS:** 22, April 7, 2002 at Washington State (22-4 win)  
**THE SUN DEVILS SCORED 30 OR MORE RUNS:** 32, March 4, 2000, vs. Arizona (Packard Stadium)  
**THE SUN DEVILS SCORED 10 OR MORE RUNS IN AN INNING:** Portland, May 14, 2002 (14-2 win in 7 innings)  
**ASU SWEEP A THREE-GAME PAC-10 SERIES:** Oregon State; May 24-26, 2002 at Hohokam Park (13-7, 9-8, 5-2)  
**ASU WAS SWEEP IN A PAC-10 SERIES:** at UCLA, April 16-18, 1999 (11-10 L, 9-3 L, 8-6 L)  
**ASU WAS SWEEP IN A PAC-10 SERIES AT HOME:** vs. USC, March 27-29, 1997 at Packard Stadium (12-7 L, 15-4 L, 11-7 L)  
**THE SUN DEVILS PLAYED BACK-TO-BACK EXTRA-INNING GAMES:** April 18-19 at Oklahoma and Oral Roberts.



# Sun Devil Baseball 2002 Roster

## Position Roster

### PITCHERS

<u>PITCHERS</u>		<u>POS</u>	<u>B/T</u>	<u>HT</u>	<u>WT</u>	<u>YR/EXP</u>	<u>Hometown (High School/Last School)</u>
12	Schroyer, Ryan	RHP	R/R	6-1	205	So./1V	Casa Grande, Ariz. (Canyon del Oro)
13	Jackson, J.J.	RHP	R/R	6-2	192	So./1V	Chandler, Ariz. (Chandler)
22	Leaf, Matt^	RHP	R/R	6-4	170	Fr./HS	Peoria, Ariz. (Sunrise Mountain)
23	Esposito, Mike	RHP	R/R	6-0	195	So./1V*	Las Vegas, Nev. (Cimarron)
27	Kartler, Bryce	LHP	L/L	6-1	215	Jr./2V	Phoenix, Ariz. (Shadow Mountain)
38	Perrault, Josh	RHP	R/R	6-2	204	So./TR	Mesa, Ariz. (Red Mountain/SMCC)
41	Sopko, Mark	RHP	R/R	5-11	190	Fr./RS*	Joliet, Ill. (Joliet Catholic)
42	Smith, Josh^	RHP	R/R	6-3	230	Fr./HS	Lake Havasu, Ariz. (Lake Havasu)
47	Liebeck, Jered	RHP	R/R	6-0	188	Jr./2V	Glendale, Ariz. (Mountain Ridge)
48	Arguello, Carlos	LHP	L/L	5-9	142	Jr./TR	Albuquerque, NM (St. Pius X/Cochise College)
50	McClellan, Robbie	RHP	R/R	6-0	160	Jr./TR	Liberal, Kansas (Liberal/Seward County CC)
59	Klusman, Aaron	RHP	R/R	6-4	220	So./1V*	Phoenix, Ariz. (Brophy Prep)

### CATCHERS

<u>CATCHERS</u>		<u>POS</u>	<u>B/T</u>	<u>HT</u>	<u>WT</u>	<u>YR/EXP</u>	<u>Hometown (High School/Last School)</u>
19	Bocchi, Joel	C	R/R	5-11	190	Fr./HS	Phoenix, Ariz. (Desert Vista)
39	Gosewisch, Tuffy	C	R/R	5-10	171	Fr./HS	Scottsdale, Ariz. (Horizon)
60	Schoenberger, Garrett	C	R/R	5-11	195	Fr./RS*	Juneau, Alaska (Juneau-Douglas)
62	Castillo, Cesar	C	R/R	5-9	180	Sr./1V*	Yuma, Ariz. (Yuma/Arizona Western)

### INFIELDERS

<u>INFELDERS</u>		<u>POS</u>	<u>B/T</u>	<u>HT</u>	<u>WT</u>	<u>YR/EXP</u>	<u>Hometown (High School/Last School)</u>
2	Pedroia, Dustin	INF	R/R	5-8	157	Fr./HS	Woodland, Calif. (Woodland)
3	Garcia, Sergio	INF	R/R	5-10	175	Sr./TR	Paramount, Calif. (Oklahoma)
5	x - Wyrick, Dennis	3B/C	R/R	6-1	215	Jr./2V	Azusa, Calif. (Bishop Amat)
6	Kinsler, Ian	INF	R/R	6-1	175	So./TR	Tucson, Ariz. (CDO/Central Arizona)
8	West, Jeremy	1B	R/R	6-0	200	So./1V	Las Vegas, Nev. (Silverado)
9	Garrabrants, Steve	INF/OF	R/R	5-10	173	So./1V	Phoenix, Ariz. (Moon Valley)
11	Larish, Jeff	INF	L/R	6-1	160	Fr./HS	Tempe, Ariz. (McClintock)
16	Cadena, Nick	INF/OF	R/R	6-1	190	Fr./HS	Glendale, Ariz. (Apollo)
25	Berglund, Bret^	INF	R/R	6-5	191	Fr./HS	Littleton, Colo. (Kent Denver)

### OUTFIELDERS

<u>OUTFIELDERS</u>		<u>POS</u>	<u>B/T</u>	<u>HT</u>	<u>WT</u>	<u>YR/EXP</u>	<u>Hometown (High School/Last School)</u>
4	x - Schutt, Doug	OF	L/L	5-9	180	Sr./TR	Gilbert, Ariz. (UNC Greensboro)
10	Allen, Rod	OF	R/R	6-2	205	So./1V	Phoenix, Ariz. (Desert Vista)
14	Ethier, Andre	OF/1B	L/L	6-3	175	So./TR	Phoenix, Ariz. (St. Mary's/ASU/Chandler-Gilbert CC)
17	McKenna, Ryan	OF	L/R	5-10	175	So./1V	Elgin, Ill. (Larkin)
20	Walsh, Nick	OF	L/R	5-7	176	So./1V*	Alamo, Calif. (De la Salle)
28	x - Sheaffer, Jon	OF	R/R	6-1	195	Sr./1V	Mesa, Ariz. (Mnt. View/S. Mountain CC)
30	Guerrero, Mike ^	OF	R/R	6-2	195	Jr./TR	Mesa, Ariz. (Westwood/SMCC/ASU/SMCC)

\* - Has utilized redshirt year

^ - Will redshirt in 2002

x - Suspended for violating team rules.

**Head Coach:** 7 Pat Murphy (8th year)

**Assistant Coaches:** 21 Jay Sferri (7th year), 66 Mike Rooney (4th year)

**Director of Baseball Operations:** Chris Holick (2nd year)

**Director of Baseball Administration:** Graham Rossini (3rd year)

**Senior Manager:** Steve Kirkman (4th year)

**Recruiting Assistant:** Kevin Krahenbuhl (1st year)

**Sports Medicine:** Kenny McCarty (5th year)

**Media Relations:** Jeff Evans (2nd year)

## Class Breakdown:

**FRESHMEN (10):** Bret Berglund, Joel Bocchi, Nick Cadena, Tuffy Gosewisch, Jeff Larish, Matt Leaf, Dustin Pedroia, Garrett Schoenberger, Josh Smith, Mark Sopko

**SOPHOMORES (12):** Rod Allen, Mike Esposito, Andre Ethier, Steve Garrabrants, J.J. Jackson, Ian Kinsler, Aaron Klusman, Ryan McKenna, Josh Perrault, Ryan Schroyer, Nick Walsh, Jeremy West

**JUNIORS (6):** Carlos Arguello, Mike Guerrero, Bryce Kartler, Jered Liebeck, Robbie McClellan, Dennis Wyrick

**SENIORS (4):** Cesar Castillo, Sergio Garcia, Doug Schutt, Jon Sheaffer

## Numerical

2	Dustin Pedroia, INF
3	Sergio Garcia, INF
4	Doug Schutt, OF
5	Dennis Wyrick, C/3B
6	Ian Kinsler, INF
8	Jeremy West, 1B
9	Steve Garrabrants, INF/OF
10	Rod Allen, OF
11	Jeff Larish, INF
12	Ryan Schroyer, RHP
13	J.J. Jackson, RHP
14	Andre Ethier, OF/1B
16	Nick Cadena, INF/OF
17	Ryan McKenna, OF
19	Joel Bocchi, C
20	Nick Walsh, OF
22	Matt Leaf, RHP
23	Mike Esposito, RHP
25	Bret Berglund, INF
27	Bryce Kartler, LHP
28	Jon Sheaffer, OF
30	Mike Guerrero, OF
38	Josh Perrault, RHP
39	Tuffy Gosewisch, C
41	Mark Sopko, RHP
42	Josh Smith, RHP
47	Jered Liebeck, RHP
48	Carlos Arguello, LHP
50	Robbie McClellan, RHP
59	Aaron Klusman, RHP
60	Garrett Schoenberger, C
62	Cesar Castillo, C

## Alphabetical

10	Rod Allen, OF
48	Carlos Arguello, LHP
25	Bret Berglund, INF
19	Joel Bocchi, C
16	Nick Cadena, INF/OF
62	Cesar Castillo, C
23	Mike Esposito, RHP
14	Andre Ethier, OF/1B
3	Sergio Garcia, INF
9	Steve Garrabrants, INF/OF
39	Tuffy Gosewisch, C
30	Mike Guerrero, OF
13	J.J. Jackson, RHP
27	Bryce Kartler, LHP
6	Ian Kinsler, INF
59	Aaron Klusman, RHP
11	Jeff Larish, INF
22	Matt Leaf, RHP
47	Jered Liebeck, RHP
50	Robbie McClellan, RHP
17	Ryan McKenna, OF
2	Dustin Pedroia, INF
38	Josh Perrault, RHP
60	Garrett Schoenberger, C
12	Ryan Schroyer, RHP
4	Doug Schutt, OF
28	Jon Sheaffer, OF
42	Josh Smith, RHP
41	Mark Sopko, RHP
20	Nick Walsh, OF
8	Jeremy West, 1B
5	Dennis Wyrick, C/3B





# Sun Devil Baseball 2002

## Arizona State Baseball in Postseason Play

### Postseason Summary

NCAA Appearances .....	25
All-Time NCAA Record .....	122-49
Regional Appearances .....	19
Regional Titles .....	12
Record in Regionals .....	55-18
District 7 Appearances .....	6
District 7 Titles .....	6
Record in District 7 .....	12-1
CWS Appearances .....	18
CWS Titles .....	5
CWS Runners-up .....	5
CWS Third-Place Finishes .....	4
Record at CWS .....	55-30 (.647)

### 2001

#### Regional, at Fullerton, Calif.

ASU 11, Texas Tech 3  
CS Fullerton 13, ASU 3  
Texas Tech 9, ASU 8

### 2000

#### Regional, at Tempe, Ariz.

ASU 15, Miami (Ohio) 7  
ASU 3, Texas 1  
Texas 6, ASU 4  
Texas 9, ASU 7

### 1998

#### Regional, at Wichita, Kansas

ASU 8, Arkansas 4  
Oklahoma St. 13, ASU 8  
ASU 6, Wichita St. 4  
ASU 13, Oklahoma St. 5  
ASU 3, Georgia Tech 1

### 1998 College World Series

May 29 - ASU 11, Florida St. 10  
May 31 - ASU 9, Miami 2  
June 3 - ASU 14, Long Beach St. 4  
June 6 - USC 21, ASU 14 -- 2nd place

### 1997

#### Regional, at Coral Gables, Fla.

ASU 10, Florida International 2  
ASU 3, Florida 2  
ASU 10, Miami 3  
Miami 7, ASU 6  
Miami 6, ASU 5

### 1994

#### Regional, at Knoxville, Tenn.

ASU 8, Western Carolina 6  
ASU 7, Wright State 4  
ASU 10, Tennessee 5  
ASU 5, Tennessee 4 (10)

### 1994 College World Series

June 4th - ASU 4, Miami 0  
June 6th - Oklahoma 6, ASU 3 (11)  
June 7th - ASU 9, Miami 5  
June 9th - Oklahoma 6, ASU 1 -- t-3rd

### 1993

#### Regional, at Tempe, Ariz.

ASU 13, George Mason 4  
ASU 6, Minnesota 5  
ASU 9, CS Northridge 0  
ASU 12, St. John's 2

### 1993 College World Series

June 5th - Wichita St. 4, ASU 3 (11)  
June 7th - Oklahoma St. 6, ASU 5

### 1992

#### Regional, at Wichita, Kan.

CS Northridge 5, ASU 1  
Wichita State 3, ASU 1

### 1990

#### Regional, at Tempe, Ariz.

ASU 12, Pennsylvania 1  
ASU 11, Loyola Marymount 9  
Oklahoma State 17, ASU 9  
ASU 8, Washington St. 6 (10)  
Oklahoma State 10, ASU 5

### 1989

#### Regional, at Waterbury, Conn.

ASU 5, George Washington 0  
ASU 15, Pennsylvania 4  
LeMoyne 4, ASU 2  
Arkansas 1, ASU 0

### 1988

#### Regional, at Tempe, Ariz.

Evansville 1, ASU 0  
ASU 13, Oklahoma 6  
ASU 27, UNLV 8  
ASU 11, Pepperdine 4  
ASU 10, Pepperdine 5

### 1988 College World Series

June 3rd - ASU 4, California 2  
June 5th - Wichita St. 7, ASU 4  
June 7th - ASU 10, Florida 1  
June 8th - ASU 4, Wichita St. 3 (10)  
June 10th - ASU 19, Wichita St. 1  
June 11th - Stanford 9, ASU 4 -- 2nd

### 1987

#### Regional, at Tempe, Ariz.

ASU 9, SW Missouri 5  
ASU 9, UCLA 3  
ASU 4, Pepperdine 2  
ASU 14, UCLA 4

### 1987 College World Series

May 29th - Oklahoma St. 8, ASU 3  
May 31st - Florida St. 3, ASU 0

### 1984

#### Regional, at Tempe, Ariz.

ASU 8, Washington State 4  
ASU 15, Hawaii 11  
ASU 5, Stanford 4

### 1984 College World Series

June 2nd - ASU 9, Miami 6  
June 5th - ASU 23, Oklahoma St. 12  
June 7th - Texas 8, ASU 4  
June 8th - CS-Fullerton 6, ASU 1

### 1983

#### Regional, at Tempe, Ariz.

ASU 19, Brigham Young 11  
ASU 8, CS-Fullerton 0  
ASU 7, Fresno St. 2

### 1983 College World Series

June 4th - Alabama 6, ASU 5 (11)  
June 5th - ASU 7, Maine 0  
June 8th - ASU 6, Oklahoma St. 5  
June 10th - Alabama 6, ASU 0 -- t-3rd

### 1982

#### Regional, at Tempe, Ariz.

ASU 6, San Diego State 1  
Cal St.-Fullerton 10, ASU 9  
ASU 9, Houston 5  
Cal St.-Fullerton 8, ASU 7

### 1981

#### Regional, at Tempe, Ariz.

ASU 9, Gonzaga 6  
ASU 18, Cal St.-Fullerton 9  
ASU 12, Cal St.-Fullerton 7

### 1981 College World Series

May 30th - ASU 11, Texas 2  
June 2nd - ASU 4, Mississippi St. 3  
June 5th - Oklahoma St. 11, ASU 10  
June 6th - ASU 10, S. Carolina 7  
June 7th - ASU 12, Texas 3  
June 8th - ASU 7, Oklahoma St. 4  
\*\*Title #5\*\*

### 1978

#### Regional, at Tempe, Ariz.

UNLV 17, ASU 10  
ASU 14, Washington State 8  
ASU 30, UNLV 5  
ASU 17, Gonzaga 1  
ASU 11, Gonzaga 4

### 1978 College World Series

June 3rd - ASU 13, St. John's 2  
June 4th - ASU 7, Oral Roberts 6  
June 6th - USC 5, ASU 2  
June 7th - ASU 13, Miami 3  
June 8th - USC 10, ASU 3  
\*\*2nd place\*\*

### 1977

#### Regional, at Tempe, Ariz.

ASU 6, Cal State-Fullerton 2  
ASU 11, Washington St. 7  
ASU 3, Washington St. 2

### 1977 College World Series

June 10th - ASU 10, Clemson 7  
June 13th - S. Illinois 3, ASU 2  
June 14th - ASU 8, Minnesota 4  
June 16th - ASU 6, S. Carolina 2  
June 17th - ASU 10, S. Illinois 0  
June 18th - ASU 2, S. Carolina 1  
\*\*Title #4\*\*

### 1976

#### Regional, at Tempe, Ariz.

ASU 13, Gonzaga 2  
ASU 11, Memphis St. 4  
ASU 12, Minnesota 5

### 1976 College World Series

June 12th - ASU 7, Arizona 6  
June 13th - E. Michigan 2, ASU 1  
June 15th - ASU 9, Wash. St. 3  
June 16th - ASU 7, Maine 0  
June 18th - Arizona 5, ASU 1 -- 3rd

### 1975

#### Regional, at Tempe, Ariz.

ASU 18, Washington St. 2  
ASU 20, Puget Sound 3  
Washington St. 8, ASU 7  
ASU 5, Washington State 1

### 1975 College World Series

June 6th - ASU 5, CS-Fullerton 3  
June 8th - ASU 5, Texas 2  
June 11th - S. Carolina 6, ASU 3  
June 12th - ASU 1, Oklahoma 0  
June 13th - S. Carolina 4, ASU 1 -- 3rd

### 1973

#### District 7, at Mesa, Ariz.

ASU 14, Denver 1  
ASU 14, Denver 0

### 1973 College World Series

June 8th - ASU 3, Penn State 1  
June 10th - ASU 3, Minnesota 0  
June 11th - USC 3, ASU 1  
June 12th - ASU 6, Texas 5  
June 13th - USC 4, ASU 3  
\*\*2nd place\*\*

### 1972

#### District 7, at Mesa, Ariz.

ASU 8, Weber St. 1  
ASU 5, Weber St. 0

### 1972 College World Series

June 10th - ASU 2, Iowa 1  
June 11th - ASU 1, Oklahoma 0  
June 12th - ASU 3, USC 0  
June 14th - ASU 1, Temple 0  
June 15th - USC 3, ASU 1  
June 16th - USC 1, ASU 0  
\*\*2nd place\*\*

### 1969

#### District 7, at Mesa, Ariz.

ASU 7, Idaho 1  
ASU 3, Idaho 2

### 1969 College World Series

June 13th - Texas 4, ASU 0  
June 14th - ASU 2, UCLA 1  
June 17th - ASU 4, Massachusetts 2  
June 18th - ASU 11, Tulsa 3  
June 19th - ASU 4, NYU 1  
June 20th - ASU 10, Tulsa 1  
\*\*Title #3\*\*

### 1967

#### District 7, at Phoenix, Ariz.

ASU 11, Air Force 0  
Air Force 5, ASU 2  
ASU 6, Air Force 0

### 1967 College World Series

June 12th - ASU 7, Oklahoma St. 2  
June 13th - ASU 8, Boston College 1  
June 14th - ASU 5, Stanford 3  
June 16th - Houston 3, ASU 0  
June 17th - ASU 4, Stanford 3  
June 18th - ASU 11, Houston 2  
\*\*Title #2\*\*

### 1965

#### District 7, at Phoenix, Ariz.

ASU 7, Colorado St. 2  
ASU 12, Colorado St. 3

### 1965 College World Series

June 7th - ASU 14, Lafayette 1  
June 8th - ASU 13, St. Louis 3  
June 9th - ASU 9, Ohio St. 4  
June 10th - ASU 6, St. Louis 2  
June 11th - Ohio St. 7, ASU 3  
June 12th - ASU 2, Ohio St. 1  
\*\*Title #1\*\*

### 1964

#### District 7, at Colorado Springs, Colo.

ASU 6, Air Force 1  
ASU 7, Air Force 6

### 1964 College World Series

June 9th - Missouri 7, ASU 0  
June 12th - ASU 5, Mississippi 0  
June 13th - Maine 4, ASU 2



# Sun Devil Baseball 2002

## Year By Year Results (1959-2002)

Year	Coach	Season			Conference			Finish*	Rank#	CWS
		W	L	Pct.	W	L	Pct.			
1959	Bobby Winkles	28	18	.609	—	—	—	—	UR	DNP
1960	Bobby Winkles	32	13	.711	—	—	—	—	10	DNP
1961	Bobby Winkles	36	13	.735	—	—	—	—	13	DNP
1962	Bobby Winkles	27	18	.600	—	—	—	—	26	DNP
1963	Bobby Winkles	34	13	.723	7	5	.583	2	20	DNP
1964	Bobby Winkles	44	7	.863	11	1	.917	1	5	6
1965	Bobby Winkles	54	8	.871	9	3	.750	1	1	1
1966	Bobby Winkles	41	11	.788	7	5	.583	2	17	DNP
1967	Bobby Winkles	53	12	.815	7	5	.583	1	1	1
1968	Bobby Winkles	39	14	.736	6	6	.500	2	17	DNP
1969	Bobby Winkles	56	11	.836	15	3	.833	1	1	1
1970	Bobby Winkles	30	22	.577	9	9	.500	2	UR	DNP
1971	Bobby Winkles	50	13	.794	15	3	.833	1	18	DNP
1972	Jim Brock	64	6	.914	18	0	1.000	1	2	2
1973	Jim Brock	59	8	.881	16	1	.941	1	2	2
1974	Jim Brock	39	24	.619	12	6	.667	2	19	DNP
1975	Jim Brock	61	13	.824	16	2	.889	1	3	3
1976	Jim Brock	65	10	.867	17	1	.944	1	3	3
1977	Jim Brock	57	12	.826	15	3	.833	1	1	1
1978	Jim Brock	56	12	.824	15	3	.833	1	2	2
1979	Jim Brock	32	31	.508	8	22	.267	6	UR	DNP
1980	Jim Brock	38	25	.606	15	15	.500	3	UR	DNP
1981	Jim Brock	55	13	.809	26	4	.867	1	1-1	1
1982	Jim Brock	58	15	.795	23	5	.821	1	9-3	DNP
1983	Jim Brock	44	24	.647	17	13	.567	2	3	3
1984	Jim Brock	55	20	.733	23	7	.767	1	4	4
1985	Jim Brock	31	35	.469	15	15	.500	4	UR	DNP
1986	Jim Brock	34	28	.548	11	19	.367	5	UR	DNP
1987	Jim Brock	40	27	.597	16	14	.533	2	8	7
1988	Jim Brock	60	13	.822	21	9	.700	1	2-2	2
1989	Jim Brock	42	19	.686	19	11	.633	2	11-17	DNP
1990	Jim Brock	52	16	.765	20	10	.667	2	5-9	DNP
1991	Jim Brock	35	27	.565	12	18	.400	5	UR	DNP
1992	Jim Brock	32	24	.571	14	16	.467	3	UR	DNP
1993	Jim Brock	46	20	.697	19	11	.633	1	0	7
1994	Jim Brock	45	18	.714	20	10	.667	2	5-4	3
1995	Pat Murphy	34	21	.618	13	17	.433	4	UR	DNP
1996	Pat Murphy	35	21	.625	14	16	.467	4	25-UR	DNP
1997	Pat Murphy	39	22	.639	16	14	.533	4	11-14	DNP
1998	Pat Murphy	41	23	.641	18	11	.621	3	2-2	2
1999	Pat Murphy	39	21	.650	12	12	.500	5	UR	DNP
2000	Pat Murphy	44	15	.746	17	7	.708	t-1	12-12-16	DNP
2001	Pat Murphy	37	20*	.647	14	10	.583	t-3	22-23-22	DNP
2002	Pat Murphy	35	19	.648	15	9	.625	t-3	TBD	TBD
Total	43 years	1928	775*	.713	593	352	.628			

\* includes one tie

17 League Championships, 18 CWS Appearances, 5 NCAA Titles.

\* Pac-10 or WAC (Pac-10 1979-Present)

# Final Collegiate Baseball poll listed from 1959 to 1980.

Starting in 1981, Baseball America ranking listed first, followed by Collegiate Baseball and then USA Today/Baseball Weekly

### Modern Era Head Coaches:

**Bobby Winkles:** ..... 524-173, .752 (1959-71)

**Jim Brock:** ..... 1,100-440, .714 (1972-94)

**Pat Murphy:** ..... 304-162-1, (1995-P) -- 119-96 Pac-10 Record



# Sun Devil Baseball 2002


## Year By Year Statistics (1959-2002)

<u>Year</u>	<u>G</u>	<u>R</u>	<u>H</u>	<u>HR</u>	<u>BA</u>	<u>SB</u>	<u>Opp Runs</u>	<u>Opp HR</u>	<u>ERA</u>	<u>FLD Pct.</u>
1959	46	318	414	24	.276	64	222	15	3.36	.938
1960	45	399	477	49	.308	52	220	24	4.09	.951
1961	49	407	500	47	.301	36	235	39	3.69	.970
1962	45	281	369	9	.239	47	200	10	2.71	.932
1963	47	308	405	27	.266	63	183	17	2.59	.941
1964	51	432	535	31	.311	94	171	7	2.32	.951
1965	62	483	590	45	.292	81	186	10	2.36	.959
1966	52	394	528	52	.298	74	203	27	2.97	.955
1967	65	420	612	50	.282	79	198	24	2.03	.960
1968	53	305	503	33	.289	88	159	16	2.43	.965
1969	67	469	669	47	.298	119	195	18	2.38	.964
1970	52	276	442	19	.261	44	208	10	2.98	.967
1971	63	447	701	47	.321	67	211	15	2.76	.974*
1972	70	563	782	44	.320	119	154	20	1.76*	.972
1973	67	566	808	44	.333	82	215	19	2.38	.960
1974	63	446	638	44	.291	64	304	17	3.98	.957
1975	74	594	808	76	.311	108	248	18	2.35	.959
1976	75*	694*	927*	87	.344	104	286	23	3.26	.963
1977	69	633	836	72	.347	110	299	32	3.44	.956
1978	68	680	860	102	.347	62	349	40	4.20	.957
1979	63	441	699	51	.315	45	395	34	5.15	.949
1980	64	518	695	99	.308	49	404	36	5.16	.942
1981	68	694*	867	110*	.356*	162	405	46	4.65	.960
1982	73	622	804	79	.322	163*	317	29	3.68	.969
1983	68	490	705	56	.297	117	342	55	4.04	.958
1984	75*	620	873	108	.328	135	414	45	4.07	.952
1985	66	507	733	108	.311	74	516*	88*	6.51	.948
1986	62	448	630	84	.295	60	466	77	6.61	.955
1987	67	488	691	105	.293	90	340	55	4.17	.961
1988	73	647	870	100	.329	85	333	44	3.86	.965
1989	61	424	694	59	.317	89	279	47	3.68	.962
1990	68	552	772	101	.316	104	314	41	3.48	.959
1991	62	465	668	79	.305	80	434	59	5.84	.947
1992	56	394	596	51	.306	50	324	41	4.64	.957
1993	66	581	820	97	.333	64	365	50	4.41	.960
1994	63	498	748	76	.324	81	323	33	4.05	.958
1995	55	395	595	35	.307	100	328	36	4.68	.964
1996	56	552	702	73	.338	57	368	53	5.29	.965
1997	61	540	735	56	.326	87	391	63	5.07	.962
1998	64	557	723	57	.318	120	386	75	5.05	.967
1999	60	679	782	67	.356*	130	347	50	4.94	.960
2000	59	647	738	86	.346	92	312	55	4.62	.971
2001	58	479	669	33	.327	111	301	43	4.56	.962
2002	54	426	576	35	.311	80	277	34	4.44	.967
<b>Totals</b>	<b>2,705</b>	<b>21,779</b>	<b>29,789</b>	<b>2,754</b>	<b>-----</b>	<b>3,788</b>	<b>13,127</b>	<b>1,590</b>	<b>-----</b>	<b>-----</b>

\* School Record



# Sun Devil Baseball 2002



## ASU Baseball Month-by-Month Since 1959

	<u>January</u>	<u>February</u>	<u>March</u>	<u>April</u>	<u>May</u>	<u>June</u>	<u>Total</u>
1959	0-0	0-0	14-7	12-10	2-1	0-0	28-18
1960	0-0	0-0	14-4	15-7	3-2	0-0	32-13
1961	0-0	0-0	21-1	13-9	2-3	0-0	36-13
1962	0-0	0-0	15-5	8-12	4-1	0-0	27-18
1963	0-0	0-0	18-3	12-8	4-2	0-0	34-13
1964	0-0	0-0	18-2	14-2	9-1	3-2	44-7
1965	0-0	3-0	17-2	16-3	10-2	8-1	54-8
1966	0-0	2-1	15-5	19-3	5-2	0-0	41-11
1967	0-0	3-0	18-3	13-5	12-2	7-2	53-12
1968	0-0	2-1	17-2	12-8	8-3	0-0	39-14
1969	0-0	1-1	22-5	16-2	12-2	5-1	56-11
1970	0-0	1-2	13-8	13-6	3-6	0-0	30-22
1971	0-0	3-0	23-6	13-3	11-4	0-0	50-13
1972	0-0	5-0	24-3	18-0	11-1	6-2	64-6
1973	0-0	8-1	22-4	17-0	7-1	5-2	59-8
1974	0-0	7-4	18-9	11-7	3-4	0-0	39-24
1975	0-0	14-2	19-4	15-2	10-3	3-2	61-13
1976	0-0	9-1	24-6	10-1	19-0	3-2	65-10
1977	0-0	11-1	19-7	10-3	12-0	5-1	57-12
1978	0-0	15-1	13-3	13-3	12-3	3-2	56-12
1979	0-0	15-6	9-10	7-10	1-5	0-0	32-31
1980	0-0	17-5	13-5	5-11	3-4	0-0	38-25
1981	0-0	15-3	15-4	14-2	7-3	4-1	55-13
1982	0-0	20-3	12-4	16-2	10-6	0-0	58-15
1983	1-0	17-3	6-9	10-4	8-6	2-2	44-24
1984	0-0	16-4	13-6	14-4	10-4	2-2	55-20
1985	1-0	7-14	13-11	7-7	3-3	0-0	31-35
1986	1-0	15-6	9-9	9-7	0-6	0-0	34-28
1987	1-0	7-9	10-8	13-5	9-3	0-2	40-27
1988	5-0	15-5	13-3	14-1	9-2	4-2	60-13
1989	3-0	11-5	14-5	12-4	2-5	0-0	42-19
1990	6-1	10-6	13-3	13-3	10-3	0-0	52-16
1991	3-1	9-8	9-10	7-8	7-0	0-0	35-27
1992	0-0	11-4	11-7	8-7	2-6	0-0	32-24
1993	3-1	13-3	10-8	13-4	7-2	0-2	46-20
1994	3-0	8-7	14-3	12-4	6-2	2-2	45-18
1995	3-0	13-4	9-5	9-9	0-3	0-0	34-21
1996	0-0	12-3	10-10	10-7	3-1	0-0	35-21
1997	2-2	9-6	10-7	11-4	7-3	0-0	39-22
1998	7-0	5-5	9-9	12-3	7-5	1-1	41-23
1999	11-0	8-5	8-6	7-7	5-3	0-0	39-21
2000	7-0	8-4	11-4	11-4	7-3	0-0	44-15
2001	0-1	13-1	7-7-1	10-6	7-5	0-0	37-20-1
2002	1-0	7-5	12-5	7-6	8-3	0-0	35-19
<b>TOTAL</b>	<b>58-6</b>	<b>365-139</b>	<b>624-247-1</b>	<b>521-223</b>	<b>297-129</b>	<b>63-31</b>	<b>1,928-775-1</b>

**Early Record (1907-1958):** 333-338-5

**Modern Record (1959-2002):** 1,928-775-1

**Overall ASU Baseball Record:** 2,261-1,113-6



# Sun Devil Baseball 2002

## ASU Baseball Record After # Games Since 1995

Games	1995	1996	1997	1998	1999	2000	2001	2002
1	1-0	1-0	1-0	1-0	1-0	1-0	0-1	1-0
2	2-0	2-0	2-0	2-0	2-0	2-0	1-1	2-0
3	3-0	3-0	2-1	3-0	3-0	3-0	2-1	3-0
4	4-0	4-0	2-2	4-0	4-0	4-0	3-1	4-0
5	5-0	5-0	3-2	5-0	5-0	5-0	4-1	5-0
6	5-1	5-1	3-3	6-0	6-0	6-0	5-1	6-0
7	6-1	6-1	4-3	7-0	7-0	7-0	6-1	7-0
8	7-1	7-1	5-3	8-0	8-0	7-1	7-1	7-1
9	8-1	8-1	5-4	8-1	9-0	8-1	8-1	7-2
10	8-2	8-2	6-4	8-2	10-0	8-2	9-1	7-3
11	8-3	9-2	6-5	9-2	11-0	9-2	10-1	7-4
12	9-3	10-2	7-5	10-2	11-1	10-2	11-1	8-4
13	10-3	11-2	8-5	10-3	11-2	11-2	11-2	8-5
14	11-3	11-3	9-5	11-3	11-3	11-3	12-2	9-5
15	12-3	12-3	9-6	12-3	12-3	11-4	13-2	10-5
16	13-3	13-3	9-7	12-4	12-4	12-4	13-3	11-5
17	14-3	13-4	9-8	12-5	13-4	13-4	13-4	12-5
18	14-4	13-5	10-8	13-5	14-4	14-4	13-4-1	13-5
19	15-4	13-6	11-8	13-6	15-4	15-4	14-4-1	14-5
20	16-4	14-6	12-8	14-6	16-4	16-4	15-4-1	15-5
21	16-5	15-6	13-8	15-6	17-4	17-4	16-4-1	15-6
22	17-5	15-7	14-8	16-6	17-5	18-4	17-4-1	15-7
23	18-5	16-7	14-9	16-7	18-5	19-4	18-4-1	16-7
24	18-6	16-8	14-10	16-8	19-5	20-4	19-4-1	16-8
25	19-6	16-9	15-10	16-9	19-6	20-5	19-5-1	17-8
26	20-6	16-10	16-10	16-10	19-7	20-6	20-5-1	18-8
27	21-6	17-10	17-10	16-11	19-8	21-6	20-6-1	18-9
28	22-6	18-10	18-10	16-12	19-9	22-6	20-7-1	18-10
29	23-6	19-10	18-11	17-12	20-9	23-6	20-8-1	19-10
30	24-6	19-11	19-11	18-12	20-10	24-6	20-9-1	20-10
31	24-7	20-11	20-11	19-12	21-10	25-6	21-9-1	20-11
32	24-8	21-11	20-12	20-12	22-10	26-6	21-10-1	20-12
33	24-9	21-12	21-12	20-13	23-10	26-7	21-11-1	21-12
34	25-9	21-13	21-13	20-14	24-10	26-8	22-11-1	22-12
35	25-10	22-13	21-14	21-14	24-11	27-8	22-12-1	23-12
36	26-10	22-14	21-15	22-14	25-11	28-8	22-13-1	23-13
37	27-10	23-14	22-15	23-14	26-11	29-8	23-13-1	24-13
38	27-11	23-15	22-16	24-14	27-11	29-9	24-13-1	24-14
39	27-12	24-15	23-16	25-14	28-11	30-9	24-14-1	25-14
40	27-13	25-15	24-16	26-14	28-12	31-9	25-14-1	25-15
41	28-13	26-15	25-16	27-14	29-12	32-9	26-14-1	26-15
42	29-13	27-15	26-16	28-14	30-12	33-9	27-14-1	26-16
43	29-14	27-16	27-16	29-14	31-12	34-9	28-14-1	27-16
44	29-15	28-16	27-17	30-14	32-12	34-10	29-14-1	27-17
45	30-15	28-17	28-17	31-14	32-13	35-10	29-15-1	28-17
46	31-15	29-17	29-17	31-15	32-1	36-10	30-15-1	28-18
47	32-15	29-18	30-17	32-15	32-15	37-10	30-16-1	29-18
48	32-16	29-19	31-17	32-16	32-16	37-11	31-16-1	30-18
49	33-16	30-19	31-18	33-16	32-17	37-12	32-16-1	31-18
50	33-17	30-20	31-19	33-17	33-17	38-12	33-16-1	31-19
51	33-18	31-20	32-19	33-18	33-18	39-12	34-16-1	32-19
52	34-18	32-20	33-19	33-19	34-18	40-12	34-17-1	33-19
53	34-19	33-20	34-19	33-20	35-18	40-13	35-17-1	34-19
54	34-20	33-21	34-20	33-21	36-18	41-13	35-18-1	35-19
55	34-21	34-21	35-20	34-21	36-19	42-13	36-18-1	
56		35-21	36-20	35-21	37-19	43-13	37-18-1	
57			37-20	35-22	38-19	44-13	37-19-1	
58			38-20	36-22	38-20	44-14	37-20-1	
59			39-20	37-22	39-20	44-15		
60			39-21	38-22	39-21			
61			39-22	39-22				
62				40-22				
63				41-22				
64				41-23				
65								
66								



# Sun Devil Baseball 2002

## ASU's NCAA Record 429 Consecutive Games Scoring Streak

### 1995

4/8	*at USC	L	7-8 (11)
4/9	*at USC	L	6-7 (11)
4/13	*at California	W	12-11 (13)
4/13	* California	W	8-2
4/14	* California	L	9-10
4/15	* California	L	4-10
4/18	at Grand Canyon	W	5-4
4/21	* Arizona	W	7-0
4/22	* at Arizona	W	6-4
4/23	* at Arizona	L	7-6
4/25	Grand Canyon	W	18-4
4/29	*at UCLA	L	3-7
4/29	*at UCLA	L	7-8
4/30	*at UCLA	W	8-7 (11)
5/12	* Stanford	L	4-8
5/13	* Stanford	L	3-11
5/14	* Stanford	L	7-10 (11)

### 1996

2/2	Loyola Marymount	W	19-7
2/3	Loyola Marymount	W	10-2
2/4	Loyola Marymount	W	11-6
2/8	BYU	W	17-10
2/9	BYU	W	15-5
2/10	St. Mary's	L	4-6
2/11	St. Mary's	W	7-3
2/15	Northwestern	W	14-3
2/16	Nebraska	W	14-2
2/17	Texas Tech	L	2-4
2/18	Texas Tech	W	17-16
2/22	Wyoming	W	15-5
2/23	Virginia	W	17-3
2/24	Virginia	L	4-7
2/25	Virginia	W	7-2
3/1	*Stanford	W	7-2
3/2	*Stanford	L	5-7
3/3	*Stanford	L	2-9
3/5	Grand Canyon	L	9-11
3/8	*at California	W	11-6
3/9	*at California	W	4-2
3/11	*at California	L	5-7
3/12	at UNLV	W	10-4
3/15	*at USC	L	5-6
3/16	*at USC	L	3-12
3/17	*at USC	L	3-4
3/19	Dartmouth	W	9-5
3/22	*Arizona	W	8-7
3/23	*Arizona	W	16-11
3/24	*Arizona	L	7-15
3/26	Portland State	W	10-0
3/27	Portland State	W	12-0
3/29	*UCLA	L	6-10
3/30	*UCLA	L	7-9
3/31	*UCLA	W	12-9
4/4	*at Stanford	L	2-4
4/5	*at Stanford	W	7-6 (11)
4/6	*at Stanford	L	6-10
4/9	Southern Utah	W	17-6
4/10	Southern Utah	W	10-1
4/12	*California	W	9-6
4/13	*California	W	23-3
4/14	*California	L	3-6
4/16	Grand Canyon	W	10-9 (10)
4/19	*at UCLA	L	9-12
4/20	*at UCLA	W	8-4
4/21	*at UCLA	L	9-16
4/24	at Oklahoma	L	11-12
4/26	*USC	W	7-4
4/27	*USC	L	6-10
4/28	*USC	W	13-6
4/30	at Grand Canyon	W	12-2
5/1	Denver	W	16-2
5/11	*at Arizona	L	13-14
5/12	*at Arizona	W	20-16
5/13	*at Arizona	W	16-3

### 1997

1/24	UCSB	W	5-2
1/25	UCSB	W	7-6 (10)
1/26	UCSB	L	3-9
1/31	*at USC	L	3-12
2/1	*at USC	W	7-3
2/2	*at USC	L	6-9
2/4	St. Mary's	W	4-1
2/5	St. Mary's	W	13-6
2/7	at Florida State	L	2-5
2/8	at Florida State	W	9-6
2/9	at Florida State	L	5-11
2/14	S. Illinois	W	9-0
2/15	S. Illinois	W	10-4
2/16	S. Illinois	W	25-9
2/21	*at UCLA	L	3-4 (10)
2/22	*at UCLA	L	5-16
2/23	*at UCLA	W	17-12
2/28	BYU	W	9-3
3/1	Oklahoma	W	6-3
3/2	E. Michigan	W	14-5
3/2	E. Michigan	W	28-4
3/7	*Stanford	L	9-11
3/8	*Stanford	L	4-10 (10)
3/9	*Stanford	W	12-8
3/11	UNLV	W	6-5 (11)
3/12	UNLV	W	7-2
3/14	*at California	W	13-9
3/15	*at California	L	4-6
3/17	*at California	W	7-5
3/21	*at Arizona	W	8-6
3/22	*at Arizona	L	4-5
3/23	*at Arizona	W	11-7
3/27	*USC	L	7-12
3/28	*USC	L	4-15
3/29	*USC	L	7-11
4/1	Grand Canyon	W	26-14
4/4	*UCLA	L	2-5
4/5	*UCLA	W	4-3
4/6	*UCLA	W	15-14
4/11	*at Stanford	W	4-3
4/12	*at Stanford	W	16-5
4/13	*at Stanford	W	5-3
4/15	at Oklahoma	L	4-13
4/18	*California	W	26-9
4/19	*California	W	3-1
4/20	*California	W	8-4
4/25	*Arizona	W	7-5
4/26	*Arizona	L	4-6
4/27	*Arizona	L	3-8
4/30	Grand Canyon	W	7-6 (10)
5/2	Fresno State	W	23-2
5/3	Fresno State	W	9-2
5/4	Fresno State	L	8-10 (10)
5/6	at Grand Canyon	W	13-3
5/7	Denver	W	23-4
5/22	#FIU	W	10-2
5/23	#Florida	W	3-2
5/24	#at Miami	W	10-3
5/25	#at Miami	L	6-7
5/25	#at Miami	L	5-6

### 1998

1/22	CS Northridge	W	7-3
1/23	NMSU	W	13-1
1/24	FIU	W	21-3
1/29	at Hawaii-Hilo	W	7-0
1/30	at Hawaii-Hilo	W	11-2
1/31	at Hawaii-Hilo	W	13-2
2/1	at Hawaii-Hilo	W	14-0
2/6	Florida State	L	2-3
2/7	Florida State	L	1-6
2/13	WSU	W	9-1
2/14	WSU	W	6-5
2/15	WSU	L	12-17
2/20	*at California	W	8-7

2/21	*at California	W	7-4
2/27	*Stanford	L	2-15
2/28	*Stanford	L	5-17
3/1	*Stanford	W	4-2
3/6	*at UCLA	L	5-6
3/7	*at UCLA	W	14-6
3/8	*at UCLA	W	9-3
3/10	Oklahoma	W	7-6 (10)
3/11	Oklahoma	L	5-9
3/14	*at USC	L	6-7
3/15	*at USC	L	5-13
3/16	*at USC	L	3-6
3/17	at Fresno State	L	3-9
3/18	at Fresno State	L	5-6 (10)
3/20	*California	W	6-1
3/21	*California	W	7-2
3/22	*California	W	7-6
3/24	at Grand Canyon	W	10-0
3/27	at Washington	L	6-8
3/28	at Washington	L	6-7
3/29	at Washington	W	7-6
4/3	*at Arizona	W	4-3
4/4	*at Arizona	W	20-12
4/5	*at Arizona	W	12-4
4/9	*USC	W	18-3
4/10	*USC	W	7-5
4/11	*USC	W	24-4
4/14	at Oklahoma	W	10-6 (10)
4/17	*UCLA	W	19-10
4/18	*UCLA	W	8-7
4/19	*UCLA	W	18-4
4/24	*Arizona	L	7-8 (10)
4/25	*Arizona	W	16-13
4/26	*Arizona	L	9-10
4/28	New Mexico	W	12-7
4/29	New Mexico	L	7-8
5/1	*at Stanford	L	4-5
5/2	*at Stanford	L	3-4
5/3	*at Stanford	L	8-12
5/5	at UNLV	L	4-5
5/6	Southern Utah	W	3-2
5/21	%Arkansas	W	8-4
5/22	%Okla. State	L	8-13
5/23	%Wichita State	W	6-4
5/23	%Okla. State	W	13-5
5/25	%Georgia Tech	W	3-1
5/29	#Florida State	W	11-10
5/31	#Miami, Fla.	W	9-2
6/3	#Long Beach St.	W	14-4
6/6	#USC	L	14-21

### 1999

1/15	Utah	W	17-4
1/15	Utah	W	3-0
1/16	Utah	W	9-2
1/17	Utah	W	9-2
1/21	at Hawaii-Hilo	W	7-1
1/23	at Hawaii-Hilo	W	3-0
1/23	at Hawaii-Hilo	W	19-5
1/24	at Hawaii-Hilo	W	14-3
1/24	at Hawaii-Hilo	W	10-0
1/29	Howard	W	14-0
1/30	Howard	W	23-1
1/31	Howard	W	20-2
2/5	at Florida State	L	1-4
2/6	at Florida State	L	4-11
2/7	at Florida State	L	5-7
2/12	New Mexico	W	8-1
2/13	New Mexico	L	6-7
2/14	New Mexico	W	5-4
2/18	BYU	W	16-1
2/19	BYU	W	17-4
2/20	BYU	W	28-3
2/23	at Grand Canyon	W	18-6
2/26	at Arizona	L	8-9
2/27	at Arizona	W	11-9
2/28	at Arizona	W	18-3
3/5	*at Stanford	L	1-11



# Sun Devil Baseball 2002

3/6	*at Stanford	L	5-6
3/7	*at Stanford	L	6-7
3/13	Oklahoma	L	6-7
3/14	Oklahoma	W	11-0
3/16	at CS Fullerton	L	5-7
3/19	Boston College	W	6-5
3/20	Boston College	W	27-2
3/20	Boston College	W	21-2
3/21	Boston College	W	21-6
3/23	Grand Canyon	L	8-11
3/26	*California	W	12-10
3/27	*California	W	25-0
3/28	*California	W	19-11
4/1	*at Oregon St.	W	9-5
4/2	*at Oregon St.	L	8-9
4/3	*at Oregon St.	W	21-9
4/9	*Wash. State	W	10-9
4/10	*Wash. State	W	16-5
4/11	*Wash. State	W	14-9
4/16	*at UCLA	L	10-11
4/17	*at UCLA	L	3-9
4/18	*at UCLA	L	6-8
4/23	*USC	L	5-9
4/24	*USC	L	7-14
4/25	*USC	W	16-10
4/28	Oklahoma	L	2-3
4/30	Southern Utah	W	13-1
5/1	Southern Utah	W	16-7
5/2	Southern Utah	W	12-6
5/7	*at Washington	L	3-5
5/8	*at Washington	W	7-6
5/9	*at Washington	W	13-8
5/14	*Arizona	L	5-13
5/15	*Arizona	W	22-9
5/16	*Arizona	L	2-6

## 2000

1/21	Utah	W	13-2
1/22	Utah	W	11-6
1/23	Utah	W	9-1
1/27	BYU	W	8-7
1/28	Fla. Atlantic	W	30-4
1/29	BYU	W	14-2
1/30	Fla. Atlantic	W	3-2
2/4	Florida State	L	10-11
2/5	Florida State	W	15-9
2/6	Florida State	L	7-9
2/11	Duke	W	12-0
2/12	Duke	W	7-1
2/13	Duke	W	10-1
2/18	at LSU	L	4-8
2/19	at LSU	L	5-6
2/20	at LSU	W	6-2
2/25	Southern Utah	W	25-3
2/26	New Mexico	W	9-7
2/27	Southern Utah	W	22-4
3/3	Arizona	W	9-7
3/4	Arizona	W	32-3
3/5	Arizona	W	14-8
3/10	Oklahoma	W	11-5
3/11	Oklahoma	W	6-5
3/12	Oklahoma	L	4-5
3/14	CS Fullerton	L	4-5
3/16	Maine	W	16-1
3/17	Maine	W	19-8
3/18	Maine	W	12-5
3/18	Maine	W	24-0
3/24	*at California	W	6-4
3/25	*at California	W	4-2
3/26	*at California	L	2-7
3/31	*Stanford	L	1-5
4/1	*Stanford	W	10-6
4/2	*Stanford	W	11-6
4/7	*Oregon State	W	1-0
4/8	*Oregon State	L	3-11
4/9	*Oregon State	W	8-7
4/14	*at Wash. State	W	24-3
4/15	*at Wash. State	W	3-1
4/16	*at Wash. State	W	14-8
4/20	*UCLA	W	10-8
4/21	*UCLA	L	3-13

4/22	*UCLA	W	18-3
4/25	at Oklahoma	W	20-6
4/28	*at USC	W	3-1
4/29	*at USC	L	2-12
4/30	*at USC	L	3-4
5/12	*Washington	W	25-5
5/13	*Washington	W	17-5
5/14	*Washington	W	13-2
5/19	*at Arizona	L	11-19
5/20	*at Arizona	W	11-4
5/21	*at Arizona	W	24-10
5/26	#Miami (Ohio)	W	15-7
5/27	#Texas	W	3-1
5/28	#Texas	L	4-6
5/29	#Texas	L	7-9

## 2001

1/26	Texas-Arlington	L	3-5
2/1	Southern Utah	W	18-8
2/2	Southern Utah	W	10-2
2/3	Southern Utah	W	11-2
2/4	Southern Utah	W	6-5
2/9	Duke	W	8-1
2/10	Duke	W	12-5
2/10	Duke	W	9-0
2/11	Duke	W	11-3
2/13	New Mexico St.	W	16-2
2/16	Creighton	W	23-1
2/17	Creighton	W	15-2
2/17	St. Mary's	L	4-6
2/18	Creighton	W	14-4
2/23	at CS Fullerton #18	W	5-3
3/2	LSU #2	L	11-12
3/3	LSU #2	L	7-15
3/4	LSU #2	T	5-5
3/6	Oral Roberts	W	17-3
3/9	South Florida	W	16-5
3/10	South Florida	W	10-3
3/11	South Florida	W	12-4
3/16	*at California	W	7-4
3/17	*at California	W	4-2
3/18	*at California	L	5-17
3/24	*at Oregon St.	W	10-2
3/25	*at Oregon St.	L	1-4
3/26	*at Oregon St.	L	2-12
3/30	*Stanford #1	L	2-6
3/31	*Stanford #1	L	2-5
4/1	*Stanford #1	W	6-5
4/6	*at USC #12	L	2-11
4/7	*at USC #12	L	1-5
4/8	*at USC #12	W	11-1
4/9	at CS Fullerton #14	L	6-13
4/12	*Wash. State	L	1-2
4/13	*Wash. State	W	4-3
4/14	*Wash. State	W	14-4
4/17	at NMSU	L	16-19
4/18	at Oklahoma	W	5-3 (11)
4/18	at Oral Roberts	W	5-2 (11)
4/23	Gonzaga	W	7-6
4/24	Gonzaga	W	9-1
4/27	*Arizona	W	7-4
4/28	*Arizona	L	1-3
4/29	*Arizona	W	6-5 (11)
5/1	at Tenn. (#19)	L	5-9 (10)
5/2	at Tenn. (#19)	W	15-1
5/12	*at Washington	W	11-6 (10)
5/13	*at Washington	W	7-3
5/14	*at Washington	W	17-1 (7)
5/16	at Nevada	L	4-6
5/18	*UCLA	W	7-3
5/19	*UCLA	L	1-3
5/20	*UCLA	W	12-9
5/25	%Texas Tech (#22)	W	12-3
5/26	%CS Fullerton (#5)	L	3-13
5/26	%Texas Tech (#22)	L	8-9

## 2002

1/31	Oregon State^	W	13-5
2/1	Southern Utah^	W	12-0
2/2	Oral Roberts^	W	5-4
2/3	Southern Utah^	W	6-2
2/8	Tennessee (#25)	W	7-4
2/9	Tennessee (#25)	W	8-1
2/10	Tennessee (#25)	W	5-4
2/15	at Florida State (#3)	L	4-9
2/16	at Florida State (#3)	L	3-5
2/17	at Florida State (#3)	L	4-6
2/22	CS Fullerton (#12)	L	2-3
2/23	CS Fullerton (#12)	W	9-4
2/24	CS Fullerton (#12)	L	5-7
3/1	Loyola Marymount	W	15-2
3/2	Loyola Marymount	W	7-2
3/3	Loyola Marymount	W	10-5
3/5	New Mexico State	W	10-5
3/8	UNLV#	W	10-0
3/9	St. John's#	W	11-1
3/10	Oklahoma State# (#12)	W	7-2
3/12	at New Mexico State	L	7-8
3/15	Oklahoma	L	3-6
3/16	Oklahoma	W	6-4
3/17	Oklahoma	L	5-7
3/22	at Arizona*	W	9-7
3/23	at Arizona*	W	10-6
3/24	at Arizona*	L	1-10
3/28	Washington*	L	11-14
3/29	Washington*	W	8-3
3/30	Washington*	W	13-6
4/1	at UNLV	L	7-11
4/5	at Washington State*	L	4-7
4/6	at Washington State*	W	13-7
4/7	at Washington State*	W	22-4
4/12	at UCLA*	W	4-3 (11)
4/13	at UCLA*	L	2-10
4/14	at UCLA*	W	15-2
4/19	California*	L	5-9
4/20	California*	W	4-3 (10)
4/21	California*	L	3-9
4/24	at Oklahoma	W	7-5
4/26	at Notre Dame	L	4-9
4/30	New Mexico State	W	14-2
5/10	at Stanford* (#7)	L	3-5
5/11	at Stanford* (#7)	W	10-2
5/12	at Stanford* (#7)	L	1-3
5/14	Portland	W	14-2
5/15	Portland	W	16-7
5/17	USC* (#19)	W	3-1
5/18	USC* (#19)	L	5-9
5/19	USC* (#19)	W	17-8
5/24	Oregon State*	W	13-7
5/25	Oregon State*	W	9-8
5/26	Oregon State*	W	5-2

## Breaking Down the Streak:

Record During Streak:	277-151-1
Games with only one run:	13
Date Streak Started	April 8, 1995
	8-7 loss (11 innings) at USC
Last Shutout	April 7, 1995
	9-0 loss to USC
Previous NCAA Record	349 games
	Coastal Carolina (4/1/83 - 4/10/89)
Date NCAA Record Tied	April 6, 2001
	11-2 loss at USC
Date NCAA Record Broken	April 7, 2001
	5-1 loss at USC



# Sun Devil Baseball 2002

## Top Freshman Performances in Sun Devil Baseball History:

Player	Year	G	AVG	AB	R	H	RBI	2B	3B	HR	SB	BB	SO
Clay Westlake	1973	58	.382	212	48	81	46	20	4	5	1	25	20
Bob Horner	1976	61	.339	183	49	62	42	13	2	9	5	28	25
Alvin Davis	1979	28	.279	68	15	19	10	3	1	0	0	14	4
Barry Bonds	1983	64	.306	206	60	63	54	12	2	11	16	41	42
Dan Rumsey	1986	43	.269	108	18	29	13	3	1	5	0	13	16
Anthony Manahan	1988	25	.271	48	11	13	7	2	1	5	0	8	5
Mike Kelly	1989	61	.300	233	48	70	56	15	1	10	16	30	61
Antone Williamson	1992	56	.315	216	35	68	44	18	1	4	1	26	20
Jacob Cruz	1992	34	.311	74	17	22	14	1	0	0	4	11	11
Dan McKinley	1995	47	.325	126	29	41	7	10	2	1	9	11	16
Mikel Moreno	1995	32	.299	67	16	20	12	2	0	0	5	14	13
Andrew Beinbrink	1996	46	.362	152	44	55	41	8	7	5	0	16	26
Willie Bloomquist	1997	51	.356	132	33	47	31	10	5	1	7	10	24
Casey Myers	1998	51	.386	184	35	71	58	17	0	8	1	20	36
Rod Allen	2001	51	.389	180	41	70	53	14	1	6	6	11	18
Jeremy West	2001	49	.307	140	34	43	34	8	4	6	2	21	23
Steve Garrabrants	2001	48	.307	140	31	43	23	5	5	0	16	20	26
Dustin Pedroia	2002	54	.333	216	49	72	41	13	2	1	5	23	17

## Freshman School Records:

### Hits:

1. Clay Westlake, 1973 ..... 81
2. Dustin Pedroia, 2002 ..... 72
3. Casey Myers, 1998 ..... 71
4. Rod Allen, 2001 ..... 70
5. Mike Kelly, 1989 ..... 70
6. Antone Williamson, 1992 ..... 68
7. Barry Bonds, 1983 ..... 63
8. Bob Horner, 1976 ..... 62
9. Andrew Beinbrink, 1996 ..... 55

### Doubles:

1. Clay Westlake, 1973 ..... 20
2. Antone Williamson, 1992 ..... 18
3. Casey Myers, 1998 ..... 17
4. Mike Kelly, 1989 ..... 15
5. Cody McKay, 1993 ..... 13
6. Bob Horner, 1976 ..... 13
7. Dustin Pedroia, 2002 ..... 13
8. Barry Bonds, 1983 ..... 12

### Home Runs:

1. Barry Bonds, 1983 ..... 11
2. Mike Kelly, 1989 ..... 10
3. Bob Horner, 1976 ..... 9
4. Casey Myers, 1998 ..... 8
5. Rod Allen, 2001 ..... 6
6. Jeremy West, 2001 ..... 6
7. Nick Cadena, 2002 ..... 6

### Stolen Bases:

1. Barry Bonds, 1983 ..... 16
2. Steve Garrabrants, 2001 ..... 16
3. Mike Kelly, 1989 ..... 16
4. Dan McKinley, 1995 ..... 9

### Runs Scored:

1. Barry Bonds, 1983 ..... 60
2. Bob Horner, 1976 ..... 49
3. Dustin Pedroia, 2002 ..... 49
4. Mike Kelly, 1989 ..... 48
5. Andrew Beinbrink, 1996 ..... 44
6. Rod Allen, 2001 ..... 41

### RBI:

1. Casey Myers, 1998 ..... 58
2. Mike Kelly, 1989 ..... 56
3. Barry Bonds, 1983 ..... 54
4. Rod Allen, 2001 ..... 53
5. Clay Westlake, 1973 ..... 46
6. Antone Williamson, 1992 ..... 44
7. Bob Horner, 1976 ..... 42
8. Andre Beinbrink, 1996 ..... 41
9. Dustin Pedroia, 2002 ..... 41

### Batting Average:

1. Rod Allen, 2001 ..... .389
2. Casey Myers, 1998 ..... .386
3. Clay Westlake, 1973 ..... .382
4. Andrew Beinbrink, 1996 ..... .362
5. Willie Bloomquist, 1997 ..... .344
6. Bob Horner, 1976 ..... .339
7. Dustin Pedroia, 2002 ..... .333
8. Dan McKinley, 1995 ..... .325
9. Antone Williamson, 1992 ..... .315
10. Jacob Cruz, 1992 ..... .311

## Pitching Records

### Wins:

1. Kendall Carter, 1981 ..... 19
2. Kaipo Spenser, 1994 ..... 10
3. Doug Newstrom, 1991 ..... 10
4. Craig Swan, 1969 ..... 9
5. Mitch Dean, 1976 ..... 9
6. Doug Henry, 1983 ..... 9
7. Tom Vander Meersche, 1975 ..... 8
8. Ken Hansen, 1968 ..... 8
9. Jon Switzer, 1999 ..... 7
10. David Cassidy, 1986 ..... 7
11. Phill Lowery, 1996 ..... 5
12. Ryan Bradley, 1995 ..... 5
13. Floyd Bannister, 1974 ..... 4

### ERA: (min. 50.0 IP)

1. Craig Swan, 1969 ..... 2.24
2. Tom Vander Meersche, 1975 ..... 2.57
3. Ken Hansen, 1968 ..... 2.70
4. Kendall Carter, 1981 ..... 2.86
5. Mitch Dean, 1976 ..... 3.08
6. Doug Henry, 1983 ..... 3.10
7. Ryan Bradley, 1995 ..... 3.18
8. Kaipo Spenser, 1994 ..... 3.80

### Strikeouts:

1. Ken Hansen, 1968 ..... 92
2. Doug Newstrom, 1989 ..... 89
3. Craig Swan, 1969 ..... 80
4. Doug Henry, 1983 ..... 78
5. Jon Switzer, 1999 ..... 78
6. Kaipo Spenser, 1994 ..... 64
7. Phill Lowery, 1996 ..... 56
8. Mitch Dean, 1976 ..... 53
9. Floyd Bannister, 1974 ..... 48
10. Kendall Carter, 1981 ..... 40

### Innings Pitched:

1. Doug Henry, 1983 ..... 116.0
2. Doug Newstrom, 1991 ..... 111.0
3. Kendall Carter, 1981 ..... 110.0
4. Mitch Dean, 1976 ..... 96.1
5. Kaipo Spenser, 1994 ..... 92.1
6. Jon Switzer, 1999 ..... 87.1
7. Ken Hansen, 1968 ..... 73.1
8. Craig Swan, 1969 ..... 72.1
9. Ryan Bradley, 1995 ..... 56.2

### Saves:

1. Mitch Dean, 1976 ..... 8
2. Ryan Bradley, 1995 ..... 6
3. Larry Eiler, 1976 ..... 4
4. Doug Henry, 1983 ..... 3

